



Table of Contents

SECTION 1: GENERAL INFORMATION

Statement of Limited warranty	2
Specifying COM	3
Purchase Order Requirements	4
Standard Fabrics & Finishes	5

SECTION 2: WAITING ROOM & LOUNGE SEATING

Annina Waiting Room Seating Series	2-3
Catesby Waiting Room Seating Series	2-9
Ecco Waiting Room Seating Series	2-19
Flow Waiting Room Seating Series	2-20
Oliver Lounge & Seating Seating Series	2-22
Paola Waiting Room Seating Series	2-27
Savannah Waiting Room Seating Series	2-34

SECTION 3: RECLINERS

Care 615 Recliner	3-4
Eastside 426 Recliner	3-25
Kangaroo 623 Recliner	3-31
Matteo 619 Recliner	3-46
Matteo II 618 Recliner	3-70
Suspend 624 Recliner	3-80
Miscellaneous Recliners	3-99

Table of Contents

SECTION 4: SLEEPER SOFAS & CHAIRS

Full House	4-3
Stay	4-5
Lota	4-6
Matteo	4-7
Sideline	4-13
Stay	4-16

SECTION 5: SPECIALTY SEATING, TABLES & CASE GOODS

Breeze Seating	5-3
Miscellaneous Seating	5-9
Tables & Case Goods	5-14

SECTION 6: INDEX

Section 1

General Information

Statement of Limited Warranty	2
Specifying COM	3
Purchase Order Requirements	4
Standard Fabrics & Finishes	5



Statement of Limited Warranty

Statement of Limited Warranty

Subject to the limitations set forth below, Images of America, Inc. ("IoA") warrants to the original purchaser and subject to the limitations stated herein that, all merchandise manufactured by IoA (except electrical components) shall be free of defects in material and workmanship for a period of TEN (10) YEARS. Electrical components shall carry a FIVE (5) YEAR warranty.

All warranty periods start running as of the product's original shipping date from IoA to the original purchaser.

During the applicable warranty period, IoA will repair or replace, at IoA's sole discretion, defective products free of charge.

To request warranty service, the original purchaser must send a detailed description of the specific defect as well as the date the product was purchased, the original purchase invoice number (or other documentation that establishes proof of purchase) to IoA, Inc., 829 Blair St., Thomasville NC, 27360 or by fax to 336.476.3016 or by e-mail to ioa@ioa-hcf.com.

1) The TEN YEAR warranty applies to the following:

- A) All moving and nonmoving components within IoA-manufactured chairs, tables, recliners, including non-electrical mechanisms included within any such product.
- B) The structural components comprising IoA-manufactured products including frames, back rests, foot rest construction.
- C) This warranty includes all parts and labor required for the repair or replacement of covered parts/components.

2) The FIVE YEAR warranty applies to the following:

- A) All electric motors, transformers, switches, wiring and any other electrical components within an IoA manufactured product.
- B) This warranty includes all parts and labor required for the repair or replacement of covered parts/components.

3) This Statement of Limited Warranty does not apply to the following:

- A) Damages to IoA products caused by transport, transfer, storage, handling, maintenance, accident, modifications, alterations, or repair/service to a product performed by anyone other than IoA's personnel.
- B) Damages caused by purchaser's installation of an IoA product in a manner not in accordance with either IoA's recommended installation instructions or standard industry procedures.
- C) Damages caused by purchaser's abuse, misuse and/or negligence of or with respect to the IoA product.
- D) Damages caused to an IoA product in purchaser's possession due to fire, flood, excessive corrosion, acts of God, war or terrorism.

- E) Damages to an IoA product's wood finishes caused by impact and/or abrasion.
- F) Covering materials and fabrics incorporated into or on an IoA product.
- G) Damages caused to an IoA product by chemical agents or solvents including without limitation, germicides, but excluding alcohol or bleach solutions.
- H) Damages sustained during transit to any IoA product that were NOT noted by the purchaser on the original bill of lading at the time of delivery.
- I) Changes in color to any IoA product caused by excessive heat or intense lighting.
- J) Noises emitted from any IoA product (including rattling, vibration, squeaks and popping).

4) No other person or entity is authorized to modify, alter, amend, vary, or expand this warranty, promise, and affirmation of fact or assumption of liability on behalf of IoA for any of its products except, as specifically set forth in the written warranties. IoA does not make any warranties other than those included within this Statement of Limited

TO THE EXTENT PERMITTED BY LAW, IOA HEREBY DISCLAIMS ALL OTHER WARRANTIES WHATSOEVER, EXPRESS OR IMPLIED, INCLUDING ANY WARRANTY OF MERCHANTABILITY OR FITNESS FOR A PARTICULAR PURPOSE. IF ANY IMPLIED WARRANTY ARISES UNDER STATE LAW, ANY AND ALL IMPLIED WARRANTIES, INCLUDING ANY WARRANTY OF MERCHANTABILITY AND FITNESS FOR A PARTICULAR PURPOSE, ARE LIMITED IN DURATION TO THE DURATION OF THIS WRITTEN WARRANTY, TO THE EXTENT ALLOWED BY LAW. IN NO EVENT SHALL IOA HAVE ANY OTHER LIABILITY OR ANY MONETARY LIABILITY TO BUYER IN EXCESS OF THE PURCHASE PRICE OF IOA PRODUCTS. IOA EXCLUDES AND WILL NOT BE LIABLE FOR OR PAY INCIDENTAL, CONSEQUENTIAL OR SPECIAL DAMAGES UNDER IOA'S WARRANTIES. SOME JURISDICTIONS DO NOT ALLOW EXCLUSIONS OR LIMITATIONS OR INCIDENTAL, CONSEQUENTIAL OR SPECIAL DAMAGES OR LIMITATIONS ON HOW LONG AN IMPLIED WARRANTY LASTS, SO THE ABOVE LIMITATIONS OR EXCLUSIONS MAY NOT APPLY TO PURCHASER.

The language within this Statement of Limited Warranty shall be construed according to the laws of the State of North Carolina without regard to its choice of law provisions. The parties acknowledge the exclusive jurisdiction of the federal and state courts of the State of North Carolina. Any claims or disputes under this Statement of Limited Warranty shall be heard exclusively in any state or federal courts sitting in Davidson County, North Carolina, and both parties expressly consent to the personal jurisdiction and venue of the North Carolina state and federal courts for such actions.

For any assistance, questions or comments, please contact IoA Customer Service at (336) 475-7106.

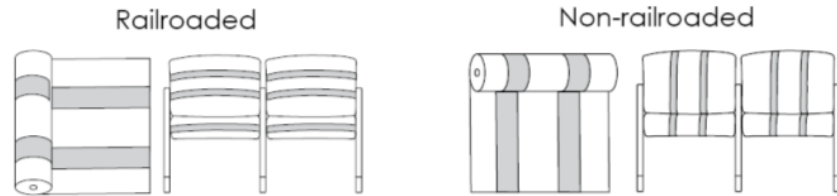
Signed: _____

Title: _____ Date: _____

WO#: _____ PO#: _____

Specifying COM

Specifying (Customers Own Material) COM upholstery with repeats:



The yardage requirements shown in the fabric price list are based on non-directional 54" wide material applied railroaded. The following conversion chart should be used to calculate the yardage required when the COM used is less than 54" wide and/or has a repeat of 2" or more.

Width	54"	50"	48"	45"	36"
0"-2"	0%	10%	15%	40%	60%
2"-7"	12%	20%	27%	52%	72%
7"-13"	20%	30%	35%	60%	80%
13"-21"	22%	32%	37%	62%	82%
21"-27"	25%	35%	40%	65%	85%
72"-36"	28%	40%	55%	75%	95%

As standard procedure, IoA Healthcare cuts and reserves the right to cut fabric as railroaded, or apply the fabric according to the weave unless the purchase order specifies otherwise. Fabrics are railroaded when possible on larger items. It is best to send a cutting to the factory for quotation if there is a question or when an order requires 50 yards or more of fabric. **Orders specifying COM are not scheduled for production until all material is received, inspected and approved by our cutting department.**

How to ship COM

All COM must be shipped prepaid, and the supplier of the material must have properly marked the package with the yardage included, your company name and purchase order number. IoA Healthcare is not responsible for the failure of any COM and acceptance does not imply any liability whatsoever. We inspect for flaws and mill imperfections and as some are difficult to recognize, we are not responsible for defects color or dye variations.

**You may send a cutting or memo sample for approval before placing your order to be sure that any particular material may be approved for use on our products.

COM should be sent to:

IoA Healthcare Furniture
 1010 Blair St.
 Thomasville, NC 27360

Purchase Order Requirements

PURCHASE ORDER REQUIREMENTS:

1. All purchase orders must be faxed, mailed, or e-mailed to us.
2. Contact person, phone, fax numbers and "end user" must be included on all purchase orders.
3. Please specify whether the order is to be made with COM or IoA Fabric.
4. Fabric specifications must include fabric manufacturer, pattern, and color and must be listed on purchase order, EVEN IF IT IS COM FABRIC.
5. If you are providing the fabric for the order (COM fabric), we will need to know the repeat information.
6. If a quotation was provided, please reference this quote # on your purchase order so that we may honor any special pricing you may have been given.

**** IF ANY OF THE ABOVE REQUIREMENTS ARE NOT MET, THE PURCHASE ORDER WILL BE LISTED AS INCOMPLETE, AND YOUR ORDER WILL BE PLACED ON A TEMPORARY HOLD PENDING RECEIPT OF REQUIRED INFORMATION.**

ORDER ACKNOWLEDGMENT

Once we receive and process the purchase order, you will receive an order acknowledgement which lists the product specifications by which your order will be manufactured. We ask that you carefully review the acknowledgment, sign it and fax back to our office as soon as possible. If any changes need to be made, please let us know immediately. Along with the acknowledgement, you will receive a request for deposit unless terms have been set-up for you.

PAYMENT TERMS

Payment terms are net 30 days from date of invoice for customers with pre-approved credit. Credit terms are established on an order-by-order basis, based on the customer's willingness and ability to meet their payment obligations as they become due. Past due accounts are subject to finance charges of 1.5% per month (18% annually) or the maximum rate allowed by law. Credit terms are subject to change without notice. If you have any questions on your account please contact our credit department. Because our products here at Images of America are custom created to fit each individual customer's needs and specifications, a 50% nonrefundable deposit is required before production can be scheduled, with the remaining balance due before shipment according to our standard terms of payment. It also allows us to keep our prices within the customer budget.

New Accounts: To apply for credit, complete an IoA credit application. Credit terms will be considered from this information.

FREIGHT IS NOT INCLUDED IN PRICING – FOB FACTORY

Prices are intended for FOB Factory even if Prepaid/Add.

FABRIC SELECTION

If your order includes a fabric selection being provided by Images of America (IoA Fabric), we must receive your deposit (if required) before ordering fabric. At that time, we will order the fabric and if we are advised of any anticipated delay, we will contact you immediately. If your order includes fabric being provided by you or your customer (COM fabric), we must receive it, as well as the deposit if required, before production will begin.

SHIP DATE / LEAD TIME

Once we receive your COM fabric (if applicable) AND/OR deposit, we will notify you of the estimated ship date. The standard lead time is approximately 8 weeks from the date we receive COM fabric (if applicable), as well as any deposit that may be required. If you require a lead time of less than 8 weeks, you must indicate this in writing so that we can schedule an emergency production meeting to determine if a sooner ship date will be possible. Custom items will require a 12-16 week lead time. When your order is nearing completion, we will contact you to request the remaining balance. Upon receipt of the balance, we will ship your order as scheduled.

We welcome any questions you may have and look forward to working together to provide the best experience possible with the team at Images of America, Inc.

PLEASE REMEMBER TO ALWAYS INDICATE ON YOUR PURCHASE ORDER EXACTLY WHAT YOU ARE EXPECTING TO RECEIVE.

Include fabric and wood finishes, urethane, acrovyn selections, any special customizations, split fabric locations (which fabric goes on which part of the chair), optional accessories, and any special delivery requirements.

MATCHING PREVIOUS ORDERS

We are not always able to access any previous orders. On a new purchase order, clearly indicate the need to match a previous order. Include original acknowledgement number, purchase order number and the ship date of previous order.

Images of America will not be responsible for incorrect manufacturing if the purchase order is missing any necessary information.

Thank You for your interest in IoA.

□

Standard Fabrics & Finishes

Fabrics

Grade A

Morbern Morcare
Symphony Studio

Grade B

Symphony Classic
IoA Crypton Collection

Grade C

[For grade C fabrics please check:
http://www.ioa-hcf.com/fabrics](http://www.ioa-hcf.com/fabrics)

Grades D – G

Contact IOA Customer Service

Finishes

Wood

Natural Maple	Sand
Solar Oak	Chestnut
English Oak	Wild Cherry
Pear	Walnut

Standard Thermofoil

Cashmere Fibers #4007
Maplewood #2063

Standard Laminate

Wilsonart Neutral Glace
Wilsonart Fusion Maple

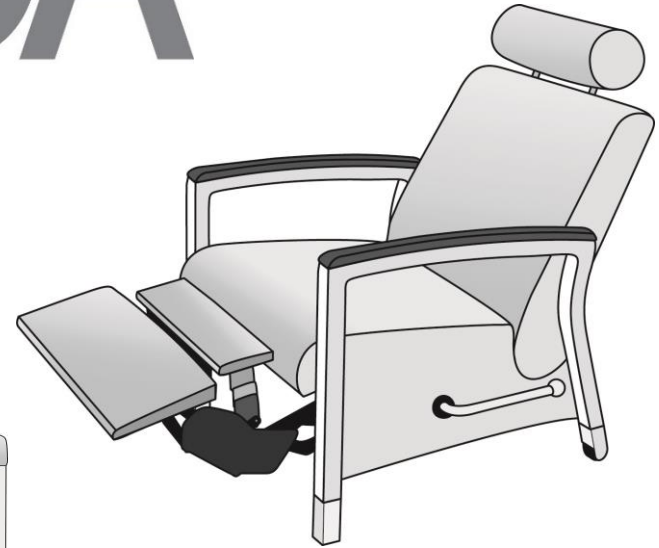
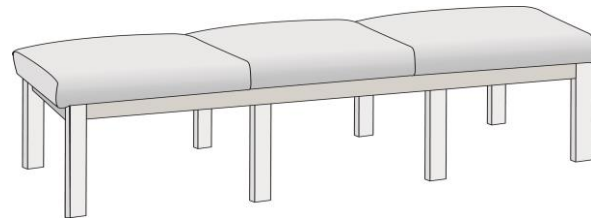
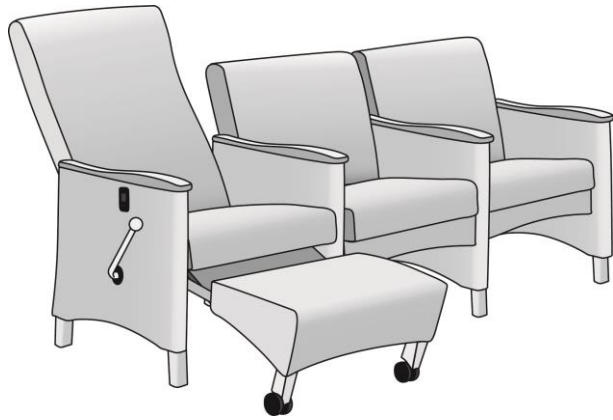
Standard Solid Surface

LG Arctic White #S06

Standard Metal Powdercoat

Wheel Silver
Satin Black

**Standard fabrics and finishes are subject to change. For the latest standard fabrics and finishes please check www.ioa-hcf.com



Section 2

Waiting Room & Lounge Seating

Section 2

Waiting Room & Lounge Seating

Annina waiting room seating series

Annina 408 waiting room seating series	2-3
Annina 408 high back waiting room seating series	2-4
Annina 408 open arm waiting room seating series	2-5
Annina 408 open arm high back waiting room seating series	2-6
Annina 408 Multi-Lock Recliner	2-7
Annina 408 Glider series	2-8

Catesby Waiting Room Seating Series

Catesby 336 Waiting Room Seating	2-9
Catesby 336 High Back Waiting Room Seating	2-10
Catesby 336 Benches for Waiting Room Seating	2-11
Catesby 336-650 Bariatric Waiting Room Seating	2-12
Catesby 336 Hip chair	2-13
Catesby 336-61 Rocker	2-14
Catesby 336 freestanding tables & cabinets	2-15
Catesby 338 Waiting Room Seating	2-16
Catesby 338 wing chair	2-17
Catesby 339 Waiting Room Seating	2-18

Ecco waiting room seating series

Ecco 550 waiting room seating series	2-19
--	------

Flow waiting room seating series

Flow 512 waiting room seating	2-20
Flow 512 add-on arms & tables	2-21

Oliver Lounge & Tandem Seating Series


Oliver 200 Lounge Seating Series	2-22 to 2-23
Oliver 201 Tandem Seating Series	2-24 to 2-25
Oliver Cantilever Tables	2-26

Paola Waiting Room Seating Series

Paola 303 Waiting Room Seating	2-27
Paola 303 High Back Waiting Room Seating	2-28
Paola 303 Armless Waiting Room Seating	2-29
Paola 303 Benches for Waiting Room Seating	2-30
Paola 303 Ganging and Freestanding Tables for Waiting Room Seating	2-31
Paola 303-650 Bariatric Waiting Room Seating	2-32
Paola 303-650 Bariatric Benches for Waiting Room Seating	2-33

Savannah Waiting Room Seating Series

Savannah 343 Waiting Room Seating	2-34
Savannah 344 Waiting Room Seating	2-35



Annina 408 Lowback Series - Waiting room series that can be combined with the Annina recliner for a unique seating arrangement. Wood arm caps and legs in IoA standard finish, bleach resistant treated. Optional aluminum legs are available. Also shown attached to Annina recliner.



408/2 -TWO SEATER w/out intermediate arms
Dimensions: 34"h ~ 50"w ~ 27"d / Seat: 18" h x 44" w

COM requirement : 7 yds each w/o repeats.		\$2,540
COM-1	COM w/repeats or split fabrics.	\$2,764
Grade A		\$2,988
Grade B		\$3,128
Grade C		\$3,429
Grade D		\$3,429
Grade E		\$3,576
Grade F		\$3,730
Grade G		\$3,877



408/3 -THREE SEATER w/out intermediate arms
Dimensions: 34"h ~ 72"w ~ 27"d/ Seat: 18" h x 66" w

COM requirement : 9 yds each w/o repeats.		\$3,699
COM-1	COM w/repeats or split fabrics.	\$3,987
Grade A		\$4,275
Grade B		\$4,455
Grade C		\$4,644
Grade D		\$4,842
Grade E		\$5,031
Grade F		\$5,229
Grade G		\$5,418

ARM CAPS: Standard in one of 8 wood finishes or upholstered
LEGS: Standard in one of 8 wood finishes or upholstered



408 -FULL CHAIR
 (Single chair or starter chair in a row)
Dimensions: 34"h ~ 28"w ~ 27"d / Seat: 18" h x 22" w

COM requirement : 4 yds each w/o repeats.		\$1,771
COM-1	COM w/repeats or split fabrics.	\$1,899
Grade A		\$2,027
Grade B		\$2,107
Grade C		\$2,191
Grade D		\$2,279
Grade E		\$2,363
Grade F		\$2,451
Grade G		\$2,535

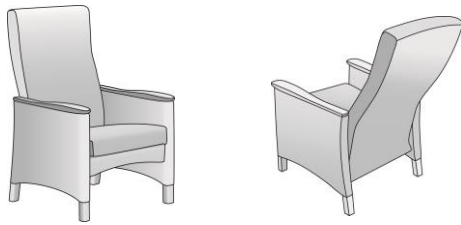


408A -ADD-ON CHAIR
 (Add as many add-on chairs as desired to a starter chair)
Dimensions: 34"h ~ 25"w ~ 27"d / Seat: 18" h x 22" w

COM requirement : 4 yds each w/o repeats.		\$1,451
COM-1	COM w/repeats or split fabrics.	\$1,579
Grade A		\$1,707
Grade B		\$1,787
Grade C		\$1,871
Grade D		\$1,959
Grade E		\$2,043
Grade F		\$2,131
Grade G		\$2,215

Options		
4000PEA	Polyester arm caps - upcharge per arm	\$50
4000CTB4	CTB 133 per seat	\$67
4000CWF	Custom wood finish per color - NET	\$250
4000AL	Aluminum Legs	\$175

Accessories		
4000FST	Folding side tablet - 10"x13" (thermofoil)	\$329
4000FSTX	Folding side tablet - 10"x17" (thermofoil)	\$357
4000SWT	Swiveling side tablet - 10"x13" (thermofoil)	\$231
4000SWTX	Swiveling side tablet with 10"x17" (thermofoil)	\$246
4000XMB1	Seat moisture barrier. (Single Seat)	\$93



Annina 408 Highback Series - Waiting room series that can be combined with the Annina recliner for a unique seating arrangement. Wood arm caps and legs in IoA standard finish, bleach resistant treated. Optional aluminum legs are available.



408HB -FULL CHAIR
(Single chair or starter chair in a row)

Dimensions: 43"h ~ 28"w ~ 27"d ~ 18"sh

COM requirement : 4 yds each w/o repeats.	\$1,708
COM-1 COM w/repeats or split fabrics.	\$1,836
Grade A	\$1,964
Grade B	\$2,044
Grade C	\$2,128
Grade D	\$2,216
Grade E	\$2,300
Grade F	\$2,388
Grade G	\$2,472



408HBA -ADD-ON CHAIR
(Add as many add-on chairs as desired to a starter chair)

Dimensions: 43"h ~ 25"w ~ 27"d ~ 18"sh

COM requirement : 4 yds each w/o repeats.	\$1,396
COM-1 COM w/repeats or split fabrics.	\$1,524
Grade A	\$1,652
Grade B	\$1,732
Grade C	\$1,816
Grade D	\$1,904
Grade E	\$1,988
Grade F	\$2,076
Grade G	\$2,160



408HB/2 -TWO SEATER w/out intermediate arm caps.

Dimensions: 43"h ~ 50"w ~ 27"d ~ 18"sh

COM requirement : 7 yds each w/o repeats.	\$2,717
COM-1 COM w/repeats or split fabrics.	\$2,941
Grade A	\$3,165
Grade B	\$3,305
Grade C	\$3,452
Grade D	\$3,606
Grade E	\$3,753
Grade F	\$3,907
Grade G	\$4,054



408HB/3 -THREE SEATER w/out intermediate arm caps

Dimensions: 43"h ~ 72"w ~ 27"d ~ 18"sh

COM requirement : 10 yds each w/o repeats.	\$3,814
COM-1 COM w/repeats or split fabrics.	\$4,134
Grade A	\$4,454
Grade B	\$4,654
Grade C	\$4,864
Grade D	\$5,084
Grade E	\$5,294
Grade F	\$5,514
Grade G	\$5,724

ARM CAPS: Standard in one of 8 wood finishes or upholstered

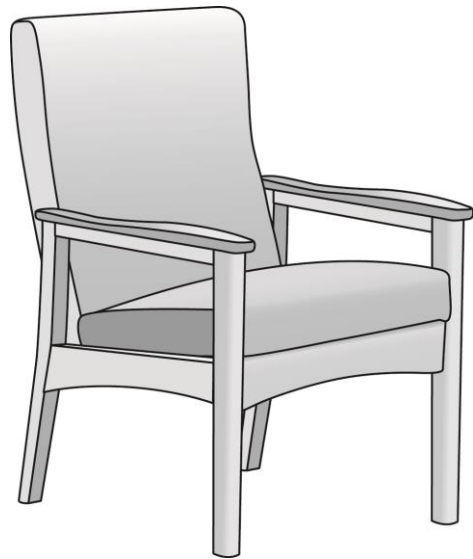
LEGS: Standard in one of 8 wood finishes or upholstered

Options

4000AL	Aluminum Legs	\$175
4000PEA	Polyester arm caps - upcharge per arm	\$50
4000CTB4	CTB 133 per seat	\$67
4000CWF	Custom wood finish per color - NET	\$250

Accessories

4000FST	Folding side tablet - 10"x13" (thermofoil)	\$329
4000FSTX	Folding side tablet - 10"x17" (thermofoil)	\$357
4000SWT	Swiveling side tablet - 10"x13" (thermofoil)	\$231
4000SWTX	Swiveling side tablet with 10"x17" (thermofoil)	\$246
4000XMB1	Seat moisture barrier. (Single Seat)	\$93



Annina 408LB-OA Open Arm Lowback Series - Hardwood seat with no-sag suspension springs and bent plywood back. Self leveling floor glides. Fire retardant CTB 117 Ultracell and polyfoam.



408-OA -ADD-ON CHAIR
(Add as many add-on chairs as desired to a starter chair)

Dimensions: 34"h ~ 25"w ~ 27"d ~ 18"sh

COM requirement : 3 yds each w/o repeats.	\$1,250
COM-1 COM w/repeats or split fabrics.	\$1,346
Grade A	\$1,442
Grade B	\$1,502
Grade C	\$1,565
Grade D	\$1,631
Grade E	\$1,694
Grade F	\$1,760
Grade G	\$1,823

Wood finish: Standard in one of 8 wood finishes

Options

4000PEA	Polyester arm caps - upcharge per arm	\$50
4000CTB4	CTB 133 per seat	\$67
4000CWF	Custom wood finish per color - NET	\$250

Accessories


4000XMB1	Seat moisture barrier. (Single Seat)	\$93
----------	--------------------------------------	------



408-OA -FULL CHAIR
(Single chair or starter chair in a row)

Dimensions: 34"h ~ 28"w ~ 27"d ~ 18"sh

COM requirement : 3 yds each w/o repeats.	\$1,508
COM-1 COM w/repeats or split fabrics.	\$1,604
Grade A	\$1,700
Grade B	\$1,760
Grade C	\$1,823
Grade D	\$1,889
Grade E	\$1,952
Grade F	\$2,018
Grade G	\$2,081



Annina 408HB-OA Open Arm High Back Series - Hardwood seat with no-sag suspension springs and bent plywood back. Self leveling floor glides. Fire retardant CTB 117 Ultracell and polyfoam.



408HBA-OA -ADD-ON CHAIR

(Add as many add-on chairs as desired to a starter chair)

Dimensions: 43"h ~ 25"w ~ 27"d ~ 18"sh

COM requirement : 3 yds each w/o repeats.	\$1,324
COM-1 COM w/repeats or split fabrics.	\$1,420
Grade A	\$1,516
Grade B	\$1,576
Grade C	\$1,639
Grade D	\$1,705
Grade E	\$1,768
Grade F	\$1,834
Grade G	\$1,897

Wood finish: Standard in one of 8 wood finishes

Options

4000PEA	Polyester arm caps - upcharge per arm	\$50
4000CTB4	CTB 133 per seat	\$67
4000CWF	Custom wood finish per color - NET	\$250

Accessories

4000XMB1	Seat moisture barrier. (Single Seat)	\$93
----------	--------------------------------------	------




408HB-OA -FULL CHAIR

(Single chair or starter chair in a row)

Dimensions: 43"h ~ 28"w ~ 27"d ~ 18"sh

COM requirement : 3 yds each w/o repeats.	\$1,562
COM-1 COM w/repeats or split fabrics.	\$1,658
Grade A	\$1,754
Grade B	\$1,814
Grade C	\$1,877
Grade D	\$1,943
Grade E	\$2,006
Grade F	\$2,072
Grade G	\$2,135



The Annina multi-lock recliner features a patented lever activated rolling foot rest. Back reclining position is fingerpull activated. A small scale recliner that can also be used in multiple seating configurations. Wood legs and arm caps in IoA standard finish, bleach resistant treated. Optional aluminum legs are available.



Annina 408-170A-CS Multi-Lock Recliner Open Arm with Casters

Dimensions: 43"h ~ 27"w ~ 27"/53"d ~ 18"sh

COM requirement : 6 yds each w/o repeats.

COM-1 COM w/repeats or split fabrics.

Grade A	\$3,491
Grade B	\$3,619
Grade C	\$3,747
Grade D	\$3,827
Grade E	\$3,911
Grade F	\$3,999
Grade G	\$4,083
Grade H	\$4,171
Grade I	\$4,255



Annina 408-17 multi-lock recliner w/ self rising footrest

Dimensions: 43"h ~ 27"w ~ 30"/56"d ~ 18"sh

COM requirement : 6 yds each w/o repeats.

COM-1 COM w/repeats or split fabrics.

Grade A	\$2,974
Grade B	\$3,134
Grade C	\$3,294
Grade D	\$3,394
Grade E	\$3,499
Grade F	\$3,609
Grade G	\$3,714
Grade H	\$3,824
Grade I	\$3,929



Annina 408-17A multi-lock add-on recliner

Dimensions: 43"h ~ 27.5"w ~ 27"/53"d ~ 18"sh

COM requirement : 6 yds each w/o repeats.

COM-1 COM w/repeats or split fabrics.

Grade A	\$2,641
Grade B	\$2,801
Grade C	\$2,961
Grade D	\$3,061
Grade E	\$3,166
Grade F	\$3,276
Grade G	\$3,381
Grade H	\$3,491
Grade I	\$3,596

ARM CAPS: Standard in one of 8 wood finishes or upholstered

Recliner Options

4000AL	Aluminum Legs	\$175
4000PEA	Polyester arm caps - upcharge per arm	\$50

Add-on Options

4000ALA	Aluminum Legs	\$88
4000PEA	Polyester arm caps - upcharge per arm	\$50
4000CWF	Custom wood finish per color - NET	\$250

Accessories (Not available on Open Arm Units)

4000FST	Folding side tablet - 10"x13" (thermofoil)	\$329
4000FSTX	Folding side tablet - 10"x17" (thermofoil)	\$357
4000SWT	Swiveling side tablet - 10"x13" (thermofoil)	\$231
4000SWTX	Swiveling side tablet with 10"x17" (thermofoil)	\$246

Accessories

4000XMB1	Seat moisture barrier. (Single Seat)	\$93
4000CTB1	CTB 133	\$172



Images may show options and accessories that are not included in

Annina 408-60, 408-60SB and 408-63

Smaller in scale than the recliners, the Annina fits in tighter spaces. Please specify wood or upholstered arm caps. Optional caster base.



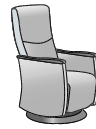
Annina 408-60 Glider

Dimensions: 43"h x 28"w x 31"d / Seat 18.5"h

COM requirement : 7 yds each w/o repeats.	\$2,234
COM-1	\$2,394
Grade A	\$2,554
Grade B	\$2,654
Grade C	\$2,759
Grade D	\$2,869
Grade E	\$2,974
Grade F	\$3,084
Grade G	\$3,189

Options

ARM CAPS: Standard in one of 8 wood finishes or upholstered		
4000PEA	Polyester arm caps - upcharge per arm	\$50
Casterbase		
4000CST60	Two swivel locking rear and two fixed front casters	\$269



Annina 408-60SB w/ Swivel Base

Dimensions: 42"h x 28"w x 30"d / Seat 18.5"h

COM requirement : 7 yds each w/o repeats.	\$2,384
COM-1	\$2,544
Grade A	\$2,704
Grade B	\$2,804
Grade C	\$2,909
Grade D	\$3,019
Grade E	\$3,124
Grade F	\$3,234
Grade G	\$3,339



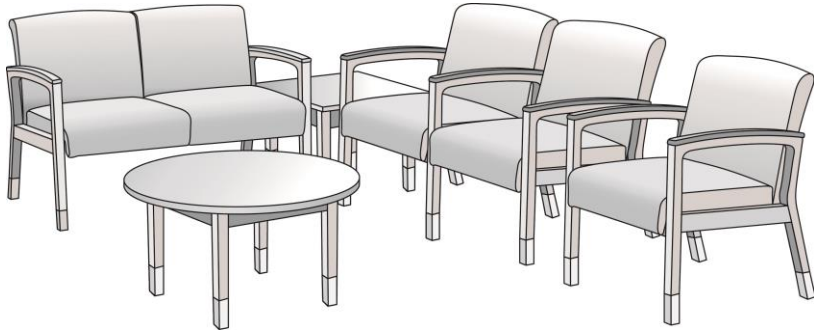
Annina 408-63 Glider Rocker with Multi-lock back

Dimensions: 43"h x 28"w x 31"d / Seat 18.5"h

COM requirement : 7 yds each w/o repeats.	\$2,517
COM-1	\$2,677
Grade A	\$2,837
Grade B	\$2,937
Grade C	\$3,042
Grade D	\$3,152
Grade E	\$3,257
Grade F	\$3,367
Grade G	\$3,472

Accessories

4000IVR	Freestanding IV Pole on caster base	\$643
4000PBS	Soft grip covered tubular steel push bar	\$136
4000DBH	Drainage bag hook-up set of two	\$138
4000RHH	Restraint strap hook-up set of two	\$138
4000XMB1	Seat moisture barrier. (Single Seat)	\$93
4000CTB1	CTB 133	\$172



Catesby 336 Series - Waiting room series with a wallsaving design and elegant lines. This series features hard maple frame with heavy gauge steel reinforcement, coil spring seat cushion and powdercoated leg caps. Add as many add-on chairs as desired to a starter chair to create rows.



336 -FULL CHAIR (Single chair or starter chair in a row)
Dimensions: 32"h x 24"w x 25.5"d / Seat: 18"h x 21"w

COM requirement : 2 yds each w/o repeats.	\$1,155
COM-1 COM w/repeats or split fabrics.	\$1,219
Grade A	\$1,283
Grade B	\$1,323
Grade C	\$1,365
Grade D	\$1,409
Grade E	\$1,451
Grade F	\$1,495
Grade G	\$1,537



336A -ADD-ON CHAIR (Add to a starter chair)
Dimensions: 32"h x 22.5"w x 25.5"d / Seat: 18"h x 21"w

COM requirement : 2 yds each w/o repeats.	\$941
COM-1 COM w/repeats or split fabrics.	\$1,005
Grade A	\$1,069
Grade B	\$1,109
Grade C	\$1,151
Grade D	\$1,195
Grade E	\$1,237
Grade F	\$1,281
Grade G	\$1,323



336/2 -TWO SEATER w/out intermediate arm caps.
Dimensions: 32"h x 45"w x 25.5"d / Seat: 18"h x 42"w

COM requirement : 4 yds each w/o repeats.	\$1,840
COM-1 COM w/repeats or split fabrics.	\$1,968
Grade A	\$2,096
Grade B	\$2,176
Grade C	\$2,260
Grade D	\$2,348
Grade E	\$2,432
Grade F	\$2,520
Grade G	\$2,604



336/3 -THREE SEATER w/out intermediate arm caps
Dimensions: 32"h x 66"w x 25.5"d / Seat: 18"h x 63"w

COM requirement : 6 yds each w/o repeats.	\$2,393
COM-1 COM w/repeats or split fabrics.	\$2,585
Grade A	\$2,777
Grade B	\$2,897
Grade C	\$3,023
Grade D	\$3,155
Grade E	\$3,281
Grade F	\$3,413
Grade G	\$3,539

Options


4000UPA Upholstered arm cap - upcharge per arm	\$83
4000MPA Wood arm cap - upcharge per arm	\$83
4000PLY Polyester arm cap - upcharge per arm	\$53
4000CTB1 CTB 133 per seat	\$67

Powdercoat leg cap color:

STANDARD: Wheel Silver	No Charge
4000CPF Custom powdercoat finish upcharge per color - NET	\$418

Wood finish: Standard in one of 8 wood finishes

4000CWF Custom wood finish per color - NET	\$250
--	-------



Catesby 336 Series - Waiting room series with a wallsaving design and elegant lines. This series features hard maple frame with heavy gauge steel reinforcement, coil spring seat cushion and powdercoated leg caps. Add as many add-on chairs as desired to a starter chair to create rows.



336HB -HIGH BACK FULL CHAIR

(Single chair or starter chair in a row)

Dimensions: 39"h x 24"w x 25.5"d / Seat: 18"h x 21"w

COM requirement : 3 yds each w/o repeats.	\$1,401
COM-1 COM w/repeats or split fabrics.	\$1,497
Grade A	\$1,593
Grade B	\$1,653
Grade C	\$1,716
Grade D	\$1,782
Grade E	\$1,845
Grade F	\$1,911
Grade G	\$1,974



336HBA -HIGH BACK ADD-ON CHAIR

(Add as many add-on chairs as desired to a starter chair)

Dimensions: 39"h x 22.5"w x 25.5"d / Seat: 18"h x 21"w

COM requirement : 3 yds each w/o repeats.	\$1,111
COM-1 COM w/repeats or split fabrics.	\$1,207
Grade A	\$1,303
Grade B	\$1,363
Grade C	\$1,426
Grade D	\$1,492
Grade E	\$1,555
Grade F	\$1,621
Grade G	\$1,684

Options


4000UPA	Upholstered arm cap - upcharge per arm
4000MPA	Wood arm cap - upcharge per arm
4000PLY	Polyester arm cap - upcharge per arm
4000CTB1	CTB 133 per seat

\$83 Powdercoat leg cap color:

\$83	STANDARD: Wheel Silver	No Charge
\$53	4000CPF Custom powdercoat finish upcharge per color - NET	\$418
\$67		

Wood finish: Standard in one of 8 wood finishes

44000CWF	Custom wood finish per color - NET	No Charge
		\$250



Catesby Bench 336BC series - Waiting room series features nara maple frame with heavy gauge steel reinforcements and powdercoated leg caps.



336BC2 -Two seat bench
Dimensions: 18"h x 45-3/4"w / Seat: 42" w

COM requirement : 2 yds each w/o repeats.	\$1,049
COM-1 COM w/repeats or split fabrics.	\$1,113
Grade A	\$1,177
Grade B	\$1,217
Grade C	\$1,259
Grade D	\$1,303
Grade E	\$1,345
Grade F	\$1,389
Grade G	\$1,431



336BC3 -Three seat bench
Dimensions: 18"h x 67"w / Seat: 63-1/4" w

COM requirement : 3 yds each w/o repeats.	\$1,152
COM-1 COM w/repeats or split fabrics.	\$1,248
Grade A	\$1,344
Grade B	\$1,404
Grade C	\$1,467
Grade D	\$1,533
Grade E	\$1,596
Grade F	\$1,662
Grade G	\$1,725

Options

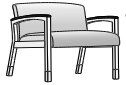
Powdercoat leg cap color:

STANDARD: Wheel Silver	No Charge
4000CPF Custom powdercoat finish upcharge per color - NET	\$418

4000CTB4 CTB 133 per seat	\$67
Wood finish: Standard in one of 8 wood finishes	No Charge
4000CWF Custom wood finish per color - NET	\$250



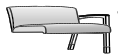
Catesby 336 Series - Waiting room series with a wallsaving design and elegant lines. This series features hard maple frame with heavy gauge steel reinforcement, coil spring seat cushion and powdercoated leg caps. Add as many add-on chairs as desired to a starter chair to create rows. **650 lb maximum capacity**



336-650 -Low Back Bariatric Full Chair(Single chair or starter chair in a row)

Dimensions: 32"h x 31"w x 25-1/2"d / Seat: 18"h x 28"w

COM requirement : 3 yds each w/o repeats.	\$1,513
COM-1 COM w/repeats or split fabrics.	\$1,641
Grade A	\$1,769
Grade B	\$1,849
Grade C	\$1,933
Grade D	\$2,021
Grade E	\$2,105
Grade F	\$2,193
Grade G	\$2,277



336-650A -Low Back Bariatric Add-on Chair

Dimensions: 32"h x 29-1/2"w x 25-1/2"d / Seat: 18"h x 28"w

COM requirement : 3 yds each w/o repeats.	\$1,283
COM-1 COM w/repeats or split fabrics.	\$1,411
Grade A	\$1,539
Grade B	\$1,619
Grade C	\$1,703
Grade D	\$1,791
Grade E	\$1,875
Grade F	\$1,963
Grade G	\$2,047



336HB-650 -High Back Bariatric Chair

Dimensions: 39"h x 31"w x 25-1/2"d / Seat: 18"h x 28"w

COM requirement : 3 yds each w/o repeats.	\$1,666
COM-1 COM w/repeats or split fabrics.	\$1,794
Grade A	\$1,922
Grade B	\$2,002
Grade C	\$2,086
Grade D	\$2,174
Grade E	\$2,258
Grade F	\$2,346
Grade G	\$2,430



336HB-650A - High Back Bariatric Add-on Chair

Dimensions: 39"h x 29-1/2"w x 25-1/2"d / Seat: 18"h x 28"w

COM requirement : 3 yds each w/o repeats.	\$1,440
COM-1 COM w/repeats or split fabrics.	\$1,568
Grade A	\$1,696
Grade B	\$1,776
Grade C	\$1,860
Grade D	\$1,948
Grade E	\$2,032
Grade F	\$2,120
Grade G	\$2,204

Options

4000UPA Upholstered arm cap - upcharge per arm	\$83
4000MPA Wood arm cap - upcharge per arm	\$83
4000PLY Polyester arm cap - upcharge per arm	\$53
4000CTB1 CTB 133 per seat	\$67

Powdercoat leg cap color:

STANDARD: Wheel Silver	No Charge
4000CPF Custom powdercoat finish upcharge per color - NET	\$418

Wood finish: Standard in one of 8 wood finishes

4000CWF Custom wood finish per color - NET	\$250
--	-------

Catesby 336 Series - Waiting room series with a wallsaving design and elegant lines. This series features hard maple frame with heavy gauge steel reinforcement, coil spring seat cushion and powdercoated leg caps. Add as many add-on chairs as desired to a starter chair to create rows.

336 -HIP CHAIR with metal boots

Dimensions - 32"h x 24"w x 25.5"d / Seat: 22"h x 21"w

COM requirement : 2 yds each w/o repeats.

COM-1	COM w/repeats or split fabrics.	\$1,585
Grade A		\$1,649
Grade B		\$1,713
Grade C		\$1,753
Grade D		\$1,795
Grade E		\$1,839
Grade F		\$1,881
Grade G		\$1,925
		\$1,967

Options

4000UPA	Upholstered arm cap - upcharge per arm	\$83
4000MPA	Wood arm cap - upcharge per arm	\$83
4000PLY	Polyester arm cap - upcharge per arm	\$53
4000CTB1	CTB 133 per seat	\$67

Powdercoat leg cap color:

STANDARD:	Wheel Silver	No Charge
4000CPF	Custom powdercoat finish upcharge per color - NET	\$418

Wood finish: Standard in one of 8 wood finishes

4000CWF	Custom wood finish per color - NET	No Charge
		\$250



Catesby 336 Series - Waiting room series with a wallsaving design and elegant lines. This series features hard maple frame with heavy gauge steel reinforcement, coil spring seat cushion and powdercoated leg caps. Add as many add-on chairs as desired to a starter chair to create rows.



336-61 -Rocker

Dimensions: 39"h x 24"w x 25.5"d / Seat: 18"h x 21"w

COM requirement : 3 yds each w/o repeats.	\$1,866
COM-1 COM w/repeats or split fabrics.	\$1,962
Grade A	\$2,058
Grade B	\$2,118
Grade C	\$2,181
Grade D	\$2,247
Grade E	\$2,310
Grade F	\$2,376
Grade G	\$2,439

Options


4000UPA Upholstered arm cap - upcharge per arm	\$83
4000MPA Wood arm cap - upcharge per arm	\$83
4000PLY Polyester arm cap - upcharge per arm	\$53
4000CTB1 CTB 133 per seat	\$67

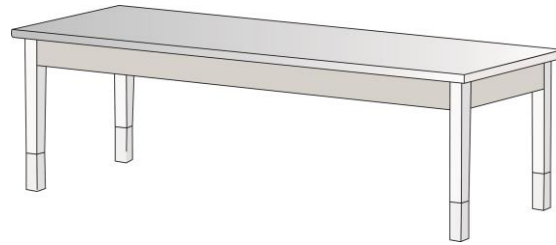
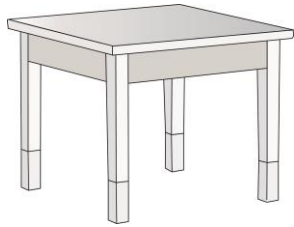
Powdercoat leg cap color:

STANDARD: Wheel Silver	No Charge
4000CPF Custom powdercoat finish upcharge per color - NET	\$418

Wood finish: Standard in one of 8 wood finishes

	No Charge
4000CWF Custom wood finish per color - NET	\$250





Catesby 336 Tables feature a bleach resistant treated wood frame. This series features hard maple frame with powdercoated leg caps.

Freestanding tables - 17" h

336T18SQ	18" square table Top in Wilsonart plastic laminate w/ self edge Top in LG solid surface	\$557
		\$1,286
336T20SQ	20" square table Top in Wilsonart plastic laminate w/ self edge Top in LG solid surface	\$572
		\$1,386
336T23SQ	23" square table Top in Wilsonart plastic laminate w/ self edge Top in LG solid surface	\$595
		\$1,549
336T30SQ	30" square table Top in Wilsonart plastic laminate w/ self edge Top in LG solid surface	\$806
		\$1,955
336T2330	23" x 30" rectangle table Top in Wilsonart plastic laminate w/ self edge Top in LG solid surface	\$707
		\$2,291

336-BSC-LMT 3-Drawer Bedside Cabinet

Top in Wilsonart plastic laminate w/ self edge
Top in LG solid surface

\$2,320
\$2,580

OPTIONS:

Powdercoat leg cap color:

STANDARD: Wheel Silver	No Charge
4000CPF Custom powdercoat finish upcharge per color - NET	\$418

Table or Cabinet top color:

LAMINATE STANDARD: Fusion Maple or Neutral Glace	
4000CLC Custom Wilsonart laminate upcharge per color - NET	\$258
SOLID SURFACE STANDARD: Arctic White	
4000CSC Custom LG Solid Surface upcharge per color - NET	\$537

Wood finish: Standard in one of 8 wood finishes

4000CWF Custom wood finish per color - NET	No Charge
	\$250



Catesby 338 Series - Waiting room series with a wallsaving design and elegant lines. This series features hard maple frame with heavy gauge steel reinforcement, no sag spring seat cushion and powdercoated leg caps. Add as many add-on chairs as desired to a starter chair to create rows.



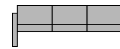
338LB/2 -TWO SEATER w/out intermediate arm caps.
Dimensions: 32"h x 50"w x 30"d / Seat: 18"h x 46"w

COM requirement : 11 yds each w/o repeats.	\$1,826
COM-1 COM w/repeats or split fabrics.	\$2,178
Grade A	\$2,530
Grade B	\$2,750
Grade C	\$2,981
Grade D	\$3,223
Grade E	\$3,454
Grade F	\$3,696
Grade G	\$3,927



338 -FULL CHAIR (Single chair or starter chair in a row)
Dimensions: 32"h x 27.5"w x 30"d / Seat: 18"h x 23"w

COM requirement : 6 yds each w/o repeats.	\$1,168
COM-1 COM w/repeats or split fabrics.	\$1,296
Grade A	\$1,424
Grade B	\$1,504
Grade C	\$1,588
Grade D	\$1,676
Grade E	\$1,760
Grade F	\$1,848
Grade G	\$1,932



338LB/3 -THREE SEATER w/out intermediate arm caps
Dimensions: 32"h x 73"w x 30"d / Seat: 18"h x 69"w

COM requirement : 17 yds each w/o repeats.	\$2,454
COM-1 COM w/repeats or split fabrics.	\$2,998
Grade A	\$3,542
Grade B	\$3,882
Grade C	\$4,239
Grade D	\$4,613
Grade E	\$4,970
Grade F	\$5,344
Grade G	\$5,701



338A -ADD-ON CHAIR
Dimensions: 32"h x 25"w x 30"d / Seat: 18"h x 23"w

COM requirement : 6 yds each w/o repeats.	\$1,146
COM-1 COM w/repeats or split fabrics.	\$1,338
Grade A	\$1,530
Grade B	\$1,650
Grade C	\$1,776
Grade D	\$1,908
Grade E	\$2,034
Grade F	\$2,166
Grade G	\$2,292

Options

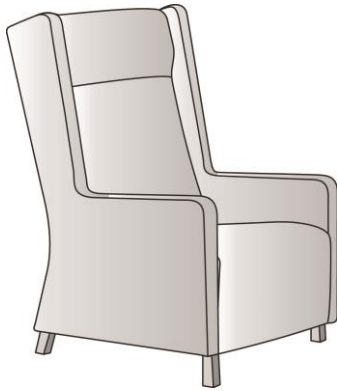
4000UPA Upholstered arm cap - upcharge per arm	\$83
4000MPA Wood arm cap - upcharge per arm	\$83
4000PLY Polyester arm cap - upcharge per arm	\$53
4000CTB1 CTB 133 per seat	\$67

Powdercoat leg cap color:

STANDARD: Wheel Silver	No Charge
4000CPF Custom powdercoat finish upcharge per color - NET	\$418

Wood finish: Standard in one of 8 wood finishes

4000CWF Custom wood finish per color - NET	\$250
--	-------



Catesby 338 Series - Waiting room series with a wallsaving design and elegant lines. This series features hard maple frame with heavy gauge steel reinforcement, no sag spring seat cushion and powdercoated leg caps. Add as many add-on chairs as desired to a starter chair to create rows.

338HBW High-Back Wing Chair

Dimensions: 45"h x 28"w x 35"d / Seat: 18"h x 23"w

COM requirement : 7 yds each w/o repeats.	\$1,566
COM-1 COM w/repeats or split fabrics.	\$1,790
Grade A	\$2,014
Grade B	\$2,154
Grade C	\$2,301
Grade D	\$2,455
Grade E	\$2,602
Grade F	\$2,756
Grade G	\$2,903

338MBW Mid-Back Wing Chair

Dimensions: 42"h x 28"w x 32"d / Seat: 18"h x 23"w

COM requirement : 7 yds each w/o repeats.	\$1,543
COM-1 COM w/repeats or split fabrics.	\$1,767
Grade A	\$1,991
Grade B	\$2,131
Grade C	\$2,278
Grade D	\$2,432
Grade E	\$2,579
Grade F	\$2,733
Grade G	\$2,880

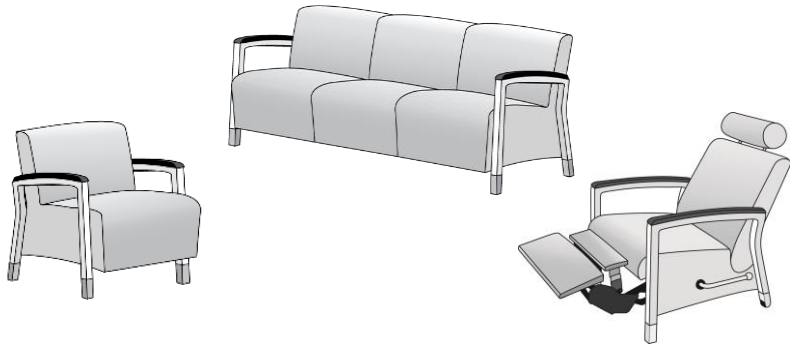
Options

4000CTB1	CTB 133	\$172
4000AHB	Adjustable head bolster	\$95

Powdercoat leg cap color:

STANDARD:	Wheel Silver	No Charge
4000CPF	Custom powdercoat finish upcharge per color - NET	\$418

Waiting Room and Lounge Seating



Images may show options and accessories that are not included in the base price.

Catesby 339 Series - Waiting room series with a wallsaving design and elegant lines. This series features hard maple frame with heavy gauge steel reinforcement, coil spring seat cushion and powdercoated leg caps.



339 -FULL CHAIR (Single chair or starter chair in a row)

Dimensions: 32"h x 27"w x 31"d / Seat: 18"h x 23"w

COM requirement : 4 yds each w/o repeats.	\$1,302
COM-1 COM w/repeats or split fabrics.	\$1,366
Grade A	\$1,430
Grade B	\$1,470
Grade C	\$1,512
Grade D	\$1,556
Grade E	\$1,598
Grade F	\$1,642
Grade G	\$1,684



339LB/2 -TWO SEATER w/out intermediate arm caps.

Dimensions: 32"h x 50"w x 31"d / Seat: 18"h x 23"w

COM requirement : 8 yds each w/o repeats.	\$1,661
COM-1 COM w/repeats or split fabrics.	\$1,917
Grade A	\$2,173
Grade B	\$2,333
Grade C	\$2,501
Grade D	\$2,677
Grade E	\$2,845
Grade F	\$3,021
Grade G	\$3,189



339LB/3 -THREE SEATER w/out intermediate arm caps

Dimensions: 32"h x 73"w x 31"d / Seat: 18"h x 69"w

COM requirement : 12 yds each w/o repeats.	\$2,690
COM-1 COM w/repeats or split fabrics.	\$3,074
Grade A	\$3,458
Grade B	\$3,698
Grade C	\$3,950
Grade D	\$4,214
Grade E	\$4,466
Grade F	\$4,730
Grade G	\$4,982



339-15.5 - Catesby Lounger (rear wheels not standard)

Dimensions: 40"h x 27"w x 33"d / Seat: 18"h x 23"w

COM requirement : 4 yds each w/o repeats.	\$2,898
COM-1 COM w/repeats or split fabrics.	\$3,026
Grade A	\$3,154
Grade B	\$3,234
Grade C	\$3,318
Grade D	\$3,406
Grade E	\$3,490
Grade F	\$3,578
Grade G	\$3,662

Options

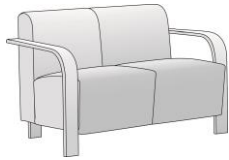
4000UPA Upholstered arm cap - upcharge per arm	\$83
4000MPA Wood arm cap - upcharge per arm	\$83
4000PLY Polyester arm cap - upcharge per arm	\$53
4000CTB1 CTB 133 per seat	\$67

Powdercoat leg cap color:

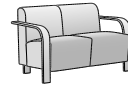
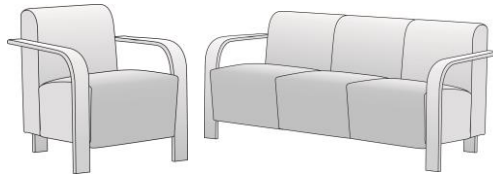
STANDARD: Wheel Silver	No Charge
4000CPF Custom powdercoat finish upcharge per color - NET	\$418

Wood finish: Standard in one of 8 wood finishes

4000CWF Custom wood finish per color - NET	\$250
--	-------



Ecco 550 Series - Waiting room series with sturdy wood construction and laminated maple arms. This series features non sag seat with suspension springs and a crumb space between the seat and back. Wood finish available in one of eight standard colors.



550/2 -TWO SEATER w/out intermediate arm caps.
Dimensions: 31"h x 53-1/2"w x 29"d / Seat: 17"h x 46"w x 20"d
 COM requirement : 8 yds each w/o repeats.

COM-1	COM w/repeats or split fabrics.	\$2,899
Grade A		\$3,155
Grade B		\$3,315
Grade C		\$3,483
Grade D		\$3,659
Grade E		\$3,827
Grade F		\$4,003
Grade G		\$4,171

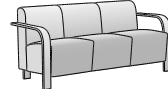


550LCH -FULL CHAIR (Single chair or starter chair in a row)
Dimensions: 31"h x 30-1/2"w x 29"d / Seat: 17"h x 23"w x 20"d

COM requirement : 4 yds each w/o repeats.	\$1,579	
COM-1	COM w/repeats or split fabrics.	\$1,707
Grade A	\$1,835	
Grade B	\$1,915	
Grade C	\$1,999	
Grade D	\$2,087	
Grade E	\$2,171	
Grade F	\$2,259	
Grade G	\$2,343	

Options

4000CTB1	CTB 133 FLAMMABILITY - up charge single seat	\$67
4000CTB2	CTB 133 FLAMMABILITY - up charge two seater	\$134
4000CTB3	CTB 133 FLAMMABILITY - up charge three seater	\$201



550/3 -THREE SEATER w/out intermediate arm caps
Dimensions: 31"h x 76-1/2"w x 29"d / Seat: 17"h x 69"w x 20"d
 COM requirement : 12 yds each w/o repeats.

COM-1	COM w/repeats or split fabrics.	\$3,663
Grade A		\$4,047
Grade B		\$4,431
Grade C		\$4,671
Grade D		\$4,923
Grade E		\$5,187
Grade F		\$5,439
Grade G		\$5,703
		\$5,955



550HIP -Ecco Hip CHAIR

Heavy gauge steel assembly frame and footrest in Satin Black powdercoat finish. Hard maple sides in IoA stanard bleach resistant finish. Hardwood seat with no-sag suspension springs. Bent plywood back. Fire retardant CTB 117 Ultracell polyfoam and fiber. Patented tilting seat together with the ergonomic arm grip and the properly positioned footrest bar, facilitate the patient entering and exiting the chair. Wood finish available in one of eight standard colors.

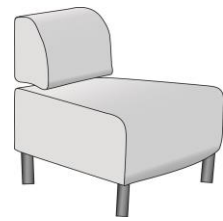
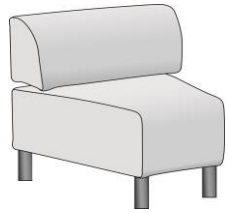
Dimensions: 39"h x 24-1/2"w x 26"d / Seat: 25"-27" h ~ 20-1/2" w

COM requirement : 2 yds each w/o repeats.	\$1,324	
COM-1	COM w/repeats or split fabrics.	\$1,388
Grade A	\$1,452	
Grade B	\$1,492	
Grade C	\$1,534	
Grade D	\$1,578	
Grade E	\$1,620	

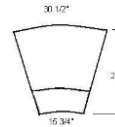
Grade F	\$1,664
Grade G	\$1,706

Options

4000UPA	Upholstererd arm caps	\$95
4000CSH	Custom seat height	No charge
4000CTB4	CTB 133 per seat	\$67
4000CWF	Custom wood finish per color - NET	\$250



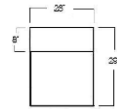
Flow - Hardwood frame with a 6" platform covered in Satin Black plastic laminate or powdercoated steel legs. Fire resistant (CTB 117) Ultracell polyfoam and fiber filling. Crumb space between seat and back. Ganging hardware included. 18" seat height, overall height with back is 31". **Standard Powdercoat:** Satin Black or Wheel Silver



512OU -Outward armless section

COM requirement : 3 yds each w/o repeats.
COM w/repeats or split fabrics.

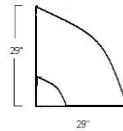
Grade A	\$1,904
Grade B	\$2,000
Grade C	\$2,096
Grade D	\$2,156
Grade E	\$2,219
Grade F	\$2,285
Grade G	\$2,348
Grade G	\$2,414
Grade G	\$2,477
4000CTBU	CTB 133 Flammability - Inward/Outward Curve	\$63
4000CPF	Custom powdercoat finish upcharge per color - NET	\$418



512CH - armless chair

COM requirement : 3 yds each w/o repeats.
COM w/repeats or split fabrics.

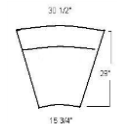
Grade A	\$1,933
Grade B	\$2,029
Grade C	\$2,125
Grade D	\$2,185
Grade E	\$2,248
Grade F	\$2,314
Grade G	\$2,377
Grade G	\$2,443
Grade G	\$2,506
4000CTBC	CTB 133 Flammability - Chair	\$68
4000CPF	Custom powdercoat finish upcharge per color - NET	\$418



512QT - Quarter circle armless section

COM requirement : 3 yds each w/o repeats.
COM w/repeats or split fabrics.

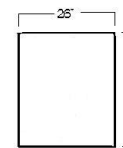
Grade A	\$1,912
Grade B	\$2,008
Grade C	\$2,104
Grade D	\$2,164
Grade E	\$2,227
Grade F	\$2,293
Grade G	\$2,356
Grade G	\$2,422
Grade G	\$2,485
4000CTBQ	CTB 133 Flammability - Quarter	\$58
4000CPF	Custom powdercoat finish upcharge per color - NET	\$418



512IN - Inward armless section

COM requirement : 3 yds each w/o repeats.
COM w/repeats or split fabrics.


Grade A	\$1,972
Grade B	\$2,068
Grade C	\$2,164
Grade D	\$2,224
Grade E	\$2,287
Grade F	\$2,353
Grade G	\$2,416
Grade G	\$2,482
Grade G	\$2,545
4000CTBU	CTB 133 Flammability - Inward/Outward Curve	\$63
4000CPF	Custom powdercoat finish upcharge per color - NET	\$418



512OT - Ottoman

COM requirement : 2 yds each w/o repeats.
COM w/repeats or split fabrics.

Grade A	\$1,187
Grade B	\$1,251
Grade C	\$1,315
Grade D	\$1,355
Grade E	\$1,397
Grade F	\$1,441
Grade G	\$1,483
Grade G	\$1,527
Grade G	\$1,569
4000CTBO	CTB 133 Flammability - Ottoman	\$42
4000CPF	Custom powdercoat finish upcharge per color - NET	\$418



Flow - Tables and optional arms



512FA - Full arm

COM requirement : 2 yds each w/o repeats.

COM-1

Grade A	\$597
Grade B	\$661
Grade C	\$725
Grade D	\$765
Grade E	\$807
Grade F	\$851
Grade G	\$893
	\$937
	\$979



512 DV - Divider arm

COM requirement : 1 yds each w/o repeats.

COM-1









Grade A	\$312
Grade B	\$344
Grade C	\$376
Grade D	\$396
Grade E	\$417
Grade F	\$439
Grade G	\$460
	\$482
	\$503









Tables









512CON	Connecting table (24"wx 29"d x 16"h)	\$1,277
512COR	End or Corner table (32"wx 32"d x 16"h)	\$1,918

Oliver Lounge Seating Series


	200ACA OLIVER LOUNGE CHAIR	Dimensions: 31"h x 30"w x 30"d					
	COM-req	\$2,092					
	COM-1	\$2,252					
	Grade A	Grade B	Grade C	Grade D	Grade E	Grade F	Grade G
	\$2,412	\$2,512	\$2,617	\$2,727	\$2,832	\$2,942	\$3,047
	200ACCA OLIVER LOUNGE LOVESEAT	Dimensions: 31"h x 47"w x 30"d					
	COM-req	\$3,095					
	COM-1	\$3,319					
	Grade A	Grade B	Grade C	Grade D	Grade E	Grade F	Grade G
	\$3,543	\$3,683	\$3,830	\$3,984	\$4,131	\$4,285	\$4,432
	200-ACCS LOUNGE SECTIONAL 1 ARM, LOVESEAT, OTTOMAN	Dimensions: 31"h x 74"w x 30"d					
	COM-req	\$3,822					
	COM-1	\$4,142					
	Grade A	Grade B	Grade C	Grade D	Grade E	Grade F	Grade G
	\$4,462	\$4,662	\$4,872	\$5,092	\$5,302	\$5,522	\$5,732
	200-ACCT-L LOUNGE SECTIONAL 1 ARM, LOVESEAT, TABLE - LG	Dimensions: 31"h x 74"w x 30"d					
	COM-req	\$4,997					
	COM-1	\$5,189					
	Grade A	Grade B	Grade C	Grade D	Grade E	Grade F	Grade G
	\$5,381	\$5,501	\$5,627	\$5,759	\$5,885	\$6,017	\$6,143
	200-ACCT-W LOUNGE SECTIONAL 1 ARM, LOVESEAT, TABLE - WILSONART	Dimensions: 31"h x 74"w x 30"d					
	COM-req	\$4,173					
	COM-1	\$4,365					
	Grade A	Grade B	Grade C	Grade D	Grade E	Grade F	Grade G
	\$4,557	\$4,677	\$4,803	\$4,935	\$5,061	\$5,193	\$5,319
	200ACCCA LOUNGE SOFA	Dimensions: 31"h x 77.5"w x 30"d					
	COM-req	\$4,477					
	COM-1	\$4,797					
	Grade A	Grade B	Grade C	Grade D	Grade E	Grade F	Grade G
	\$5,117	\$5,317	\$5,527	\$5,747	\$5,957	\$6,177	\$6,387
	200-ACCSS LOUNGE SECTIONAL, 1 ARM, SOFA AND OTTOMAN	Dimensions: 31"h x 97.5"w x 30"d					
	COM-req	\$4,518					
	COM-1	\$4,902					
	Grade A	Grade B	Grade C	Grade D	Grade E	Grade F	Grade G
	\$5,286	\$5,526	\$5,778	\$6,042	\$6,294	\$6,558	\$6,810
	200-ACCCT-L LOUNGE SECTIONAL 1 ARM, SOFA, TABLE - LG	Dimensions: 31"h x 97.5"w x 30"d					
	COM-req	\$5,548					
	COM-1	\$5,868					
	Grade A	Grade B	Grade C	Grade D	Grade E	Grade F	Grade G
	\$6,188	\$6,388	\$6,598	\$6,818	\$7,028	\$7,248	\$7,458
	200-ACCCT-V LOUNGE SECTIONAL 1 ARM, SOFA, TABLE - WILSONART	Dimensions: 31"h x 97.5"w x 30"d					
	COM-req	\$4,687					
	COM-1	\$5,007					
	Grade A	Grade B	Grade C	Grade D	Grade E	Grade F	Grade G
	\$5,327	\$5,527	\$5,737	\$5,957	\$6,167	\$6,387	\$6,597

	200-92 SLEEPER SOFA	Dimensions: 34"h x 81"w x 32.5"d					
	COM-req	\$3,525					
	COM-1	\$3,941					
	Grade A	Grade B	Grade C	Grade D	Grade E	Grade F	Grade G
	\$4,357	\$4,617	\$4,890	\$5,176	\$5,449	\$5,735	\$6,008
	200BC SINGLE SEAT LOUNGE BENCH (30" x 30" seat)	Dimensions: 17.5"h x 23.5"w x 30"d					
	COM-req	\$1,491					
	COM-1	\$1,555					
	Grade A	Grade B	Grade C	Grade D	Grade E	Grade F	Grade G
	\$1,619	\$1,659	\$1,701	\$1,745	\$1,787	\$1,831	\$1,873
	200BC2 TWO SEAT LOUNGE BENCH (30" x 30" seats)	Dimensions: 17.5"h x 47"w x 30"d					
	COM-req	\$2,380					
	COM-1	\$2,508					
	Grade A	Grade B	Grade C	Grade D	Grade E	Grade F	Grade G
	\$2,636	\$2,716	\$2,800	\$2,888	\$2,972	\$3,060	\$3,144
	200BC3 THREE SEAT LOUNGE BENCH (30" x 30" seats)	Dimensions: 17.5"h x 70.5"w x 30"d					
	COM-req	\$3,354					
	COM-1	\$3,546					
	Grade A	Grade B	Grade C	Grade D	Grade E	Grade F	Grade G
	\$3,738	\$3,858	\$3,984	\$4,116	\$4,242	\$4,374	\$4,500
	200-T23-L 23" SQUARE LOUNGE TABLE - LG	Dimensions: 14.5 "h x 23.5 "w x 23.5 "d LG Solid Surface Top - Standard: White					
	COM-req	\$2,833					
	COM-1	\$3,033					
	200-T23-W 23" SQUARE LOUNGE TABLE - WILSONART	Dimensions: 14.5 "h x 23.5 "w x 23.5 "d Wilsonart Laminated Top - Standard: White					
	COM-req	\$2,161					
	COM-1	\$2,361					
	200ACT-L LOUNGE SECTIONAL WITH 1 ARM, 1 SEAT AND 1 TABLE - LG	Dimensions: 31"h x 50.5"w x 30"d					
	COM-req	\$4,036					
	COM-1	\$4,196					
	Grade A	Grade B	Grade C	Grade D	Grade E	Grade F	Grade G
	\$4,356	\$4,456	\$4,561	\$4,671	\$4,776	\$4,886	\$4,991
	200ACT-W LOUNGE SECTIONAL WITH 1 ARM, 1 SEAT AND 1 TABLE - WILSONART	Dimensions: 31"h x 50.5"w x 30"d					
	COM-req	\$3,212					
	COM-1	\$3,372					
	Grade A	Grade B	Grade C	Grade D	Grade E	Grade F	Grade G
	\$3,532	\$3,632	\$3,737	\$3,847	\$3,952	\$4,062	\$4,167

OLIVER	201RCR	TANDEM SERIES FULL CHAIR - OPEN ARM (SINGLE/STARTER)					
	COM-req	\$1,752					
	COM- 1	\$1,848					
	Grade A	Grade B	Grade C	Grade D	Grade E	Grade F	Grade G
	\$1,944	\$2,004	\$2,067	\$2,133	\$2,196	\$2,262	\$2,325
Dimensions:	34.5"h x 24"w x 25.25"d						
OLIVER	201RCCR	TANDEM SERIES TWO SEAT OPEN ARM (NO INT ARM)					
	COM-req	\$2,782					
	COM- 1	\$2,942					
	Grade A	Grade B	Grade C	Grade D	Grade E	Grade F	Grade G
	\$3,102	\$3,202	\$3,307	\$3,417	\$3,522	\$3,632	\$3,737
Dimensions:	34.5 "h x 44 "w x 25.25 "d						
OLIVER	201RCRCR	TANDEM SERIES TWO SEAT OPEN ARM (W/INT ARM)					
	COM-req	\$3,033					
	COM- 1	\$3,193					
	Grade A	Grade B	Grade C	Grade D	Grade E	Grade F	Grade G
	\$3,353	\$3,453	\$3,558	\$3,668	\$3,773	\$3,883	\$3,988
Dimensions:	34.5 "h x 46 "w x 25.25 "d						
OLIVER	201ACCA	TANDEM SERIES TWO BEAM SEATS (NO INT ARM)					
	COM-req	\$2,719					
	COM- 1	\$2,911					
	Grade A	Grade B	Grade C	Grade D	Grade E	Grade F	Grade G
	\$3,103	\$3,223	\$3,349	\$3,481	\$3,607	\$3,739	\$3,865
Dimensions:	34.5 "h x 44 "w x 25.25 "d						
OLIVER	201ACACA	TANDEM SERIES TWO SEATS WITH INT ARM					
	COM-req	\$2,975					
	COM- 1	\$3,167					
	Grade A	Grade B	Grade C	Grade D	Grade E	Grade F	Grade G
	\$3,359	\$3,479	\$3,605	\$3,737	\$3,863	\$3,995	\$4,121
Dimensions:	34.5 "h x 46 "w x 25.25 "d						
OLIVER	201RCCCR	TANDEM SERIES THREE SEAT OPEN ARM (NO INT ARM)					
	COM-req	\$4,083					
	COM- 1	\$4,339					
	Grade A	Grade B	Grade C	Grade D	Grade E	Grade F	Grade G
	\$4,595	\$4,755	\$4,923	\$5,099	\$5,267	\$5,443	\$5,611
Dimensions:	34.5"h x64"w x 25.25"d Seat 17.5" h AFF x 20"w						
OLIVER	201RCRCRCR	TANDEM SERIES THREE SEAT - OPEN ARM (W/INT ARMS)					
	COM-req	\$4,124					
	COM- 1	\$4,380					
	Grade A	Grade B	Grade C	Grade D	Grade E	Grade F	Grade G
	\$4,636	\$4,796	\$4,964	\$5,140	\$5,308	\$5,484	\$5,652
Dimensions:	34.5"h x68"w x 25.25"d Seat 17.5" h AFF x 20"w						
OLIVER	201ACCCA	TANDEM SERIES THREE SEAT FULLY UPHOLSTERED (NO INT ARM)					
	COM-req	\$3,797					
	COM- 1	\$4,085					
	Grade A	Grade B	Grade C	Grade D	Grade E	Grade F	Grade G
	\$4,373	\$4,553	\$4,742	\$4,940	\$5,129	\$5,327	\$5,516
Dimensions:	34.5"h x64"w x 25.25"d						

	OLIVER	201ACACACA	TANDEM SERIES 3 SEAT FULLY UPHOLSTERED (W/INT ARM)						
			<u>COM-req</u>	\$4,054	Dimensions: 34.5"h x 68"w x 25.25"d				
			<u>COM- 1</u>	\$4,342	Seat 17.5" h AFF x 20"w				
			<u>Grade A</u>	<u>Grade B</u>	<u>Grade C</u>	<u>Grade D</u>	<u>Grade E</u>	<u>Grade F</u>	<u>Grade G</u>
				\$4,630	\$4,810	\$4,999	\$5,197	\$5,386	\$5,584
	OLIVER	201ACAOACA	TANDEM SERIES FULLY UPHOLSTERED CHAIR - OTTOMAN - CHAIR						
			<u>COM-req</u>	\$4,361	yds each w/o repeats.				
			<u>COM- 1</u>	\$4,649					
			<u>Grade A</u>	<u>Grade B</u>	<u>Grade C</u>	<u>Grade D</u>	<u>Grade E</u>	<u>Grade F</u>	<u>Grade G</u>
				\$4,937	\$5,117	\$5,306	\$5,504	\$5,693	\$5,891
	OLIVER	201000	TANDEM SERIES 60" BENCH						
			<u>COM-req</u>	\$2,516					
			<u>COM- 1</u>	\$2,644					
			<u>Grade A</u>	<u>Grade B</u>	<u>Grade C</u>	<u>Grade D</u>	<u>Grade E</u>	<u>Grade F</u>	<u>Grade G</u>
				\$2,772	\$2,852	\$2,936	\$3,024	\$3,108	\$3,196
	OLIVER	201CR	TANDEM SERIES ADD-ON CHAIR - OPEN ARM						
			<u>COM-req</u>	\$1,633	Dimensions: 34.5 "h x 22 "w x 25.25 "d				
			<u>COM- 1</u>	\$1,729	Seat 17.5" h AFF x 20"w				
			<u>Grade A</u>	<u>Grade B</u>	<u>Grade C</u>	<u>Grade D</u>	<u>Grade E</u>	<u>Grade F</u>	<u>Grade G</u>
				\$1,825	\$1,885	\$1,948	\$2,014	\$2,077	\$2,143
	OLIVER	201RBR	TANDEM SERIES BARIATRIC FULL CHAIR (SINGLE/STARTER) - OPEN ARM						
			<u>COM-req</u>	\$1,897	Dimensions: 34.5 "h x 32 "w x 25.25 "d				
			<u>COM- 1</u>	\$2,025	Seat 17.5" h AFF x 28"w				
			<u>Grade A</u>	<u>Grade B</u>	<u>Grade C</u>	<u>Grade D</u>	<u>Grade E</u>	<u>Grade F</u>	<u>Grade G</u>
				\$2,153	\$2,233	\$2,317	\$2,405	\$2,489	\$2,577
	OLIVER	201BR	TANDEM SERIES BARIATRIC ADD-ON CHAIR - OPEN ARM						
			<u>COM-req</u>	\$1,885	Dimensions: 34.5 "h x 30"w x 25.25 "d				
			<u>COM- 1</u>	\$2,013	Seat 17.5" h AFF x 28"w				
			<u>Grade A</u>	<u>Grade B</u>	<u>Grade C</u>	<u>Grade D</u>	<u>Grade E</u>	<u>Grade F</u>	<u>Grade G</u>
				\$2,141	\$2,221	\$2,305	\$2,393	\$2,477	\$2,565
	OLIVER	201ACA	TANDEM SERIES FULLY UPHOLSTERED CHAIR						
			<u>COM-req</u>	\$1,811	Dimensions: 34.5"h x 24"w x 25.25"d				
			<u>COM- 1</u>	\$1,907	Seat 17.5" h AFF x 20"w				
			<u>Grade A</u>	<u>Grade B</u>	<u>Grade C</u>	<u>Grade D</u>	<u>Grade E</u>	<u>Grade F</u>	<u>Grade G</u>
				\$2,003	\$2,063	\$2,126	\$2,192	\$2,255	\$2,321
	OLIVER	201CA	TANDEM SERIES FULLY UPHOLSTERED ADD-ON CHAIR						
			<u>COM-req</u>	\$1,600	Dimensions: 34.5 "h x 22 "w x 25.25 "d				
			<u>COM- 1</u>	\$1,696	Seat 17.5" h AFF x 20"w				
			<u>Grade A</u>	<u>Grade B</u>	<u>Grade C</u>	<u>Grade D</u>	<u>Grade E</u>	<u>Grade F</u>	<u>Grade G</u>
				\$1,792	\$1,852	\$1,915	\$1,981	\$2,044	\$2,110

OLIVER	201ABA	TANDEM SERIES BARIATRIC FULL CHAIR - UPH ARMS					
	<u>COM-req</u>	\$1,912	Dimensions: 34.5 "h x 32 "w x 25.25 "d				
	<u>COM- 1</u>	\$2,072	Seat 17.5" h AFF x28"w				
	<u>Grade A</u>	<u>Grade B</u>	<u>Grade C</u>	<u>Grade D</u>	<u>Grade E</u>	<u>Grade F</u>	<u>Grade G</u>
	\$2,232	\$2,332	\$2,437	\$2,547	\$2,652	\$2,762	\$2,867

OLIVER	201BA	TANDEM SERIES BARIATRIC ADD-ON CHAIR - UPH ARM					
	<u>COM-req</u>	\$1,880	Dimensions: 34.5 "h x 30"w x 25.25 "d				
	<u>COM- 1</u>	\$2,008	Seat 17.5" h AFF x 28"w				
	<u>Grade A</u>	<u>Grade B</u>	<u>Grade C</u>	<u>Grade D</u>	<u>Grade E</u>	<u>Grade F</u>	<u>Grade G</u>
	\$2,136	\$2,216	\$2,300	\$2,388	\$2,472	\$2,560	\$2,644

Oliver - Cantilever Table

The stylish solution for mobile surface space. Available with a choice of frame finish, top surface material and height.

500- LARGE Cantilever OAD: 13.5W x 15.5L X 23.5H

501- SMALL Cantilever OAD: 12.0W X 14.0D X 22.0H

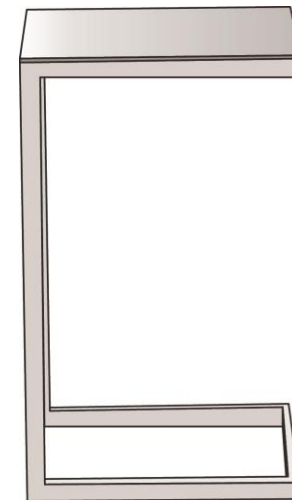
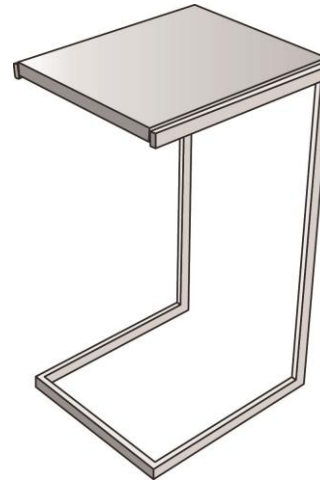
50x-PC-W Powder coated frame w/Laminate covered top	\$553
50x-PC-S Powder coated frame w/Solid Surface top	\$705
50x-PC-A Powder coated frame w/Clear Acrylic top	\$916
50x-PC-T Powder coated frame w/Thermofoil top	\$553
50x-SS-W Stainless Steel frame w/Laminate covered top	\$935
50x-SS-S Stainless Steel frame w/Solid Surface covered top	\$1,246
50x-SS-A Stainless Steel frame w/Clear Acrylic top	\$1,433
50x-SS-T Stainless Steel frame w/Thermofoil top	\$1,092

Powdercoat frame color:

STANDARD: Wheel Silver or Satin Black	No charge
4000CPF Custom powdercoat finish upcharge per color - NET	\$418

Table top:

STANDARD ACRYLIC: Clear	No charge
4000CAC Color application to clear acrylic per color - NET	\$295
STANDARD LAMINATE OR THERMOFOIL: White	No charge
4000CLC Custom Wilsonart laminate upcharge per color - NET	\$258
4000CTC Custom Thermofoil upcharge per color - NET	\$250
STANDARD SOLID SURFACE: White	No charge
4000CSC Custom LG Solid Surface upcharge per color - NET	\$537





Paola 303 Series - Waiting room series with welded tubular steel frame. Satin black or wheel silver powdercoat finish is standard (**please specify**). Add as many add-on chairs as desired to a starter chair to create rows. Wood arm caps available in one of eight standard colors (**please specify**). Connecting and free standing tables are available.



303 -FULL CHAIR (Single chair or starter chair in a row)
Dimensions: 32"h x 24"w x 23.5"d / Seat: 18"h x 20"w

COM requirement : 2 yds each w/o repeats.	\$1,099
COM-1 COM w/repeats or split fabrics.	\$1,163
Grade A	\$1,227
Grade B	\$1,267
Grade C	\$1,309
Grade D	\$1,353
Grade E	\$1,395
Grade F	\$1,439
Grade G	\$1,481



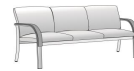
303A -ADD-ON CHAIR
Dimensions: 32"h x 22"w x 23.5"d / Seat: 18"h x 20"w

COM requirement : 2 yds each w/o repeats.	\$937
COM-1 COM w/repeats or split fabrics.	\$1,001
Grade A	\$1,065
Grade B	\$1,105
Grade C	\$1,147
Grade D	\$1,191
Grade E	\$1,233
Grade F	\$1,277
Grade G	\$1,319



303/2 -TWO SEATER w/out intermediate arm caps.
Dimensions: 32"h x 46"w x 23.5"d / Seat: 18"h x 40"w

COM requirement : 3 yds each w/o repeats.	\$1,760
COM-1 COM w/repeats or split fabrics.	\$1,856
Grade A	\$1,952
Grade B	\$2,012
Grade C	\$2,075
Grade D	\$2,141
Grade E	\$2,204
Grade F	\$2,270
Grade G	\$2,333



303/3 -THREE SEATER w/out intermediate arm caps
Dimensions: 32"h x 68"w x 23.5"d / Seat: 18"h x 60"w

COM requirement : 5 yds each w/o repeats.	\$2,610
COM-1 COM w/repeats or split fabrics.	\$2,770
Grade A	\$2,930
Grade B	\$3,030
Grade C	\$3,135
Grade D	\$3,245
Grade E	\$3,350
Grade F	\$3,460
Grade G	\$3,565

Options

4000UPA	Upholstered arm cap - upcharge per arm	No charge
4000MPA	Wood arm cap - upcharge per arm	No charge
4000NC	No arm cap - reduction per arm	(\$44)
4000PLY	Polyester arm cap - upcharge per arm	\$105
4000URA	Urethane arm cap - upcharge per arm	\$206
4000CTB4	CTB 133 per seat	\$67
4000CPF	Custom powdercoat finish upcharge per color - NET	\$418



Paola Highback 303HB series - Highback waiting room series with welded tubular steel frame. Satin black or wheel silver powdercoat finish is standard (**please specify**). Add as many add-on chairs as desired to a starter chair to create rows. Standard with wood arm caps. Connecting and free standing tables are available.



303HB -FULL CHAIR (Single chair or starter chair in a row)
Dimensions: 39"h x 24"w x 23.5"d / Seat: 18"h x 20"w

COM requirement : 2 yds each w/o repeats.	\$1,308
COM-1 COM w/repeats or split fabrics.	\$1,372
Grade A	\$1,436
Grade B	\$1,476
Grade C	\$1,518
Grade D	\$1,562
Grade E	\$1,604
Grade F	\$1,648
Grade G	\$1,690



303HBA -ADD-ON CHAIR
 (Add as many add-on chairs as desired to a starter chair)
Dimensions: 39"h x 22"w x 23.5"d / Seat: 18"h x 20"w

COM requirement : 2 yds each w/o repeats.	\$1,050
COM-1 COM w/repeats or split fabrics.	\$1,114
Grade A	\$1,178
Grade B	\$1,218
Grade C	\$1,260
Grade D	\$1,304
Grade E	\$1,346
Grade F	\$1,390
Grade G	\$1,432



303HB/2 -TWO SEATER w/out intermediate arm caps.
Dimensions: 39"h x 46"w x 23.5"d / Seat: 18"h x 40"w

COM requirement : 3 yds each w/o repeats.	\$1,830
COM-1 COM w/repeats or split fabrics.	\$1,926
Grade A	\$2,022
Grade B	\$2,082
Grade C	\$2,145
Grade D	\$2,211
Grade E	\$2,274
Grade F	\$2,340
Grade G	\$2,403



303HB/3 -THREE SEATER w/out intermediate arm caps
Dimensions: 39"h x 68"w x 23.5"d / Seat: 18"h x 60"w

COM requirement : 5 yds each w/o repeats.	\$2,739
COM-1 COM w/repeats or split fabrics.	\$2,899
Grade A	\$3,059
Grade B	\$3,159
Grade C	\$3,264
Grade D	\$3,374
Grade E	\$3,479
Grade F	\$3,589
Grade G	\$3,694

Options

4000UPA	Upholstered arm cap - upcharge per arm	No charge
4000MPA	Wood arm cap - upcharge per arm	No charge
4000NC	No arm cap - reduction per arm	(\$44)
4000PLY	Polyester arm cap - upcharge per arm	\$105
4000URA	Urethane arm cap - upcharge per arm	\$206
4000CTB4	CTB 133 per seat	\$67
4000CPF	Custom powdercoat finish upcharge per color - NET	\$418



Paola Waiting room series with welded tubular steel frame. Satin black or wheel silver powdercoat finish is standard (**please specify**). Add as many add-on chairs as desired to a starter chair to create rows. Standard with wood arm caps. Connecting and free standing tables are available.



303-650AL - Low Back Armless Bariatric chair
Dimensions: 32"h x 30"w x 23.5"d / Seat: 18"h x 28"w

COM requirement : 3 yds each w/o repeats.	\$982
COM-1 COM w/repeats or split fabrics.	\$1,046
Grade A	\$1,110
Grade B	\$1,150
Grade C	\$1,192
Grade D	\$1,236
Grade E	\$1,278
Grade F	\$1,322
Grade G	\$1,364



303AL - Low Back Armless Chair
Dimensions: 32"h x 22"w x 23.5"d / Seat: 18"h x 20"w

COM requirement : 2 yds each w/o repeats.	\$969
COM-1 COM w/repeats or split fabrics.	\$1,033
Grade A	\$1,097
Grade B	\$1,137
Grade C	\$1,179
Grade D	\$1,223
Grade E	\$1,265
Grade F	\$1,309
Grade G	\$1,351

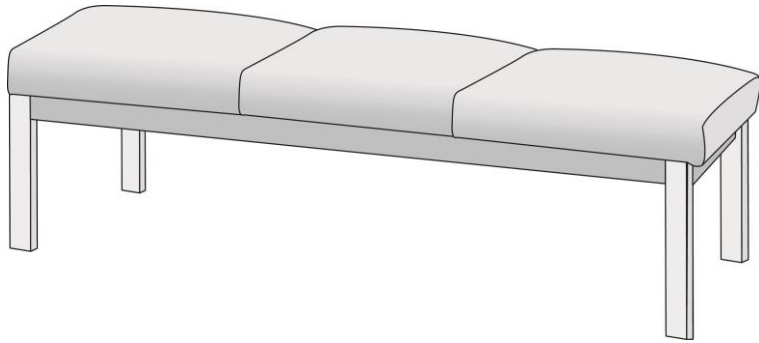


303HBAL -High Back Armless chair
Dimensions: 39"h x 22"w x 23.5"d / Seat: 18"h x 20"w

COM requirement : 3 yds each w/o repeats.	\$1,002
COM-1 COM w/repeats or split fabrics.	\$1,066
Grade A	\$1,130
Grade B	\$1,170
Grade C	\$1,212
Grade D	\$1,256
Grade E	\$1,298
Grade F	\$1,342
Grade G	\$1,384

Options

4000CTB4	CTB 133 per seat	\$67
4000CPF	Custom powdercoat finish upcharge per color - NET	\$418



Paola Bench 303BC series - Bench waiting room series with welded tubular steel frame. Satin black or wheel silver powdercoat finish is standard (**please specify**). Connecting and free standing tables are available.



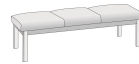
303BC -Single seat bench
Dimensions: 18"h x 24"w x 23.5"d

COM requirement : 1 yds each w/o repeats.	\$820
COM-1 COM w/repeats or split fabrics.	\$852
Grade A	\$884
Grade B	\$904
Grade C	\$925
Grade D	\$947
Grade E	\$968
Grade F	\$990
Grade G	\$1,011



303BC2 -Two seatT bench
Dimensions: 18"h x 48"w x 23.5"d

COM requirement : 2 yds each w/o repeats.	\$1,068
COM-1	\$1,132
Grade A	\$1,196
Grade B	\$1,236
Grade C	\$1,278
Grade D	\$1,322
Grade E	\$1,364
Grade F	\$1,408
Grade G	\$1,450



303BC3 -Three seat bench
Dimensions: 18"h x 72"w x 23.5"d

COM requirement : 3 yds each w/o repeats.	\$1,466
COM-1 COM w/repeats or split fabrics.	\$1,562
Grade A	\$1,658
Grade B	\$1,718
Grade C	\$1,781
Grade D	\$1,847
Grade E	\$1,910
Grade F	\$1,976
Grade G	\$2,039




Options

4000CTB4	CTB 133 per seat	\$67
4000CPF	Custom powdercoat finish upcharge per color - NET	\$418



Paola tables are available as ganging or freestanding pieces. They feature a flat oval tubular steel frame in a satin black or wheel silver finish (please specify) on plastic floor glides.

Ganging tables - 17" h

303CON	Connecting table - connects two chairs		
	20" w x 21" d		
	Top in Wilsonart plastic laminate w/ self edge - Fusion Maple top with maple edges	\$469	\$485
303COR	Corner table - connects two chairs to create a corner		
	23" w x 23" d		
	Top in Wilsonart plastic laminate w/ self edge - Fusion Maple top with maple edges	\$468	\$561
303END	End table- connects to a chair to end a row		
	20" w x 21" d		
	Top in Wilsonart plastic laminate w/ self edge - Fusion Maple top with maple edges	\$498	\$533

OPTIONS:			
4000CLC	Custom Wilsonart laminate upcharge per color - NET		\$258
4000CWF	Custom wood finish per color - NET		\$250
4000CPF	Custom powdercoat finish upcharge per color - NET		\$418

Freestanding tables - 17" h

303T15SQ	15" square table	Top in Wilsonart plastic laminate w/ self edge - Fusion Maple top with maple edges	\$596 \$674
303T23SQ	23" square table	Top in Wilsonart plastic laminate w/ self edge - Fusion Maple top with maple edges	\$741 \$818
303T30SQ	30" square table	Top in Wilsonart plastic laminate w/ self edge - Fusion Maple top with maple edges	\$923 \$1,003
303T1523	15" x 23" rectangle table	Top in Wilsonart plastic laminate w/ self edge - Fusion Maple top with maple edges	\$722 \$750
303T1530	15" x 30" rectangle table	Top in Wilsonart plastic laminate w/ self edge - Fusion Maple top with maple edges	\$657 \$798
303T2330	23" x 30" rectangle table	Top in Wilsonart plastic laminate w/ self edge - Fusion Maple top with maple edges	\$815 \$993
303T15R	15" round table	Top in Wilsonart plastic laminate w/ self edge - Fusion Maple top with maple edges	\$712 \$816
303T23R	23" round table	Top in Wilsonart plastic laminate w/ self edge - Fusion Maple top with maple edges	\$803 \$955
303T30R	30" round table	Top in Wilsonart plastic laminate w/ self edge - Fusion Maple top with maple edges	\$920 \$1,137



Paola Waiting room series with welded tubular steel frame. Satin black or wheel silver powdercoat finish is standard (please specify). Add as many add-on chairs as desired to a starter chair to create rows. Wood arm caps available in one of eight standard colors (please specify). Connecting and free standing tables are available.



303-650 -Bariatric full chair(Single chair or starter chair in a row)
Dimensions: 32"h x 32"w x 23.5"d / Seat: 18"h x 28"w

COM requirement : 2 yds each w/o repeats.	\$1,235
COM-1 COM w/repeats or split fabrics.	\$1,331
Grade A	\$1,427
Grade B	\$1,487
Grade C	\$1,550
Grade D	\$1,616
Grade E	\$1,679
Grade F	\$1,745
Grade G	\$1,808



303-650A -Bariatric add-on chair
Dimensions: 32"h x 30"w x 23.5"d / Seat: 18"h x 28"w

COM requirement : 2 yds each w/o repeats.	\$1,104
COM-1 COM w/repeats or split fabrics.	\$1,168
Grade A	\$1,232
Grade B	\$1,272
Grade C	\$1,314
Grade D	\$1,358
Grade E	\$1,400
Grade F	\$1,444
Grade G	\$1,486



303HB-650 -Bariatric high back chair
Dimensions: 39"h x 32"w x 23.5"d / Seat: 18"h x 28"w

COM requirement : 3 yds each w/o repeats.	\$1,510
COM-1 COM w/repeats or split fabrics.	\$1,606
Grade A	\$1,702
Grade B	\$1,762
Grade C	\$1,825
Grade D	\$1,891
Grade E	\$1,954
Grade F	\$2,020
Grade G	\$2,083

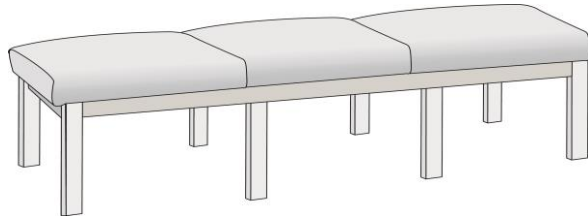


303HB-650A Bariatric high back add-on chair
Dimensions: 39"h x 30"w x 23.5"d / Seat: 18"h x 28"w

COM requirement : 3 yds each w/o repeats.	\$1,196
COM-1 COM w/repeats or split fabrics.	\$1,292
Grade A	\$1,388
Grade B	\$1,448
Grade C	\$1,511
Grade D	\$1,577
Grade E	\$1,640
Grade F	\$1,706
Grade G	\$1,769

Options

4000UPA	Upholstered arm cap - upcharge per arm	No charge
4000MPA	Wood arm cap - upcharge per arm	No charge
4000PLY	Polyester arm cap - upcharge per arm	\$105
4000URA	Urethane arm cap - upcharge per arm	\$206
4000CTB4	CTB 133 per seat	\$67
4000CPF	Custom powdercoat finish upcharge per color - NET	\$418



Paola Bench 303-650BC series - Bariatric Bench waiting room series with welded tubular steel frame. Satin black or wheel silver powdercoat finish is standard (**please specify**). Connecting and free standing tables are available. (650 lbs. weight capacity)



303-650BC2 -Two seatT bench
Dimensions: 18"h x 56"w x 23.5"d

COM requirement : 2 yds each w/o repeats.	\$1,228
COM-1 COM w/repeats or split fabrics.	\$1,292
Grade A	\$1,356
Grade B	\$1,396
Grade C	\$1,438
Grade D	\$1,482
Grade E	\$1,524
Grade F	\$1,568
Grade G	\$1,610



303BC-650 Bariatric Bench
Dimensions: 18"h x 28"w x 23.5"d

COM requirement : 1 yds each w/o repeats.	\$1,023
COM-1 COM w/repeats or split fabrics.	\$1,055
Grade A	\$1,087
Grade B	\$1,107
Grade C	\$1,128
Grade D	\$1,150
Grade E	\$1,171
Grade F	\$1,193
Grade G	\$1,214





303-650BC3 -Three seat bench
Dimensions: 18"h x 84"w x 23.5"d

COM requirement : 3 yds each w/o repeats.	\$1,757
COM-1 COM w/repeats or split fabrics.	\$1,853
Grade A	\$1,949
Grade B	\$2,009
Grade C	\$2,072
Grade D	\$2,138
Grade E	\$2,201
Grade F	\$2,267
Grade G	\$2,330

Options

4000CTB4	CTB 133 per seat	\$67
4000CPF	Custom powdercoat finish upcharge per color - NET	\$418



Savannah 343 Series - Waiting room series with a wallsaving design and elegant lines.



343 -FULL CHAIR

Dimensions: 32"h x 24"w x 26"d / Seat: 18" h x 21" w

COM requirement : 2 yds each w/o repeats.	\$1,471
COM-1 COM w/repeats or split fabrics.	\$1,535
Grade A	\$1,599
Grade B	\$1,639
Grade C	\$1,681
Grade D	\$1,725
Grade E	\$1,767
Grade F	\$1,811
Grade G	\$1,853

Options


Arm Caps	
4000PLY Polyester arm caps in one of 20 standard colors (pair)	\$173.00
4000UPA Upholstered arm caps (pair)	\$42.00
Wood finish: Standard in one of 8 wood finishes	
4000CWF Custom wood finish per color - NET	No Charge
	\$250



343/2 -TWO SEATER w/out intermediate arm caps.

Dimensions: 32"h x 45"w x 26"d / Seat: 18" h x 21" w


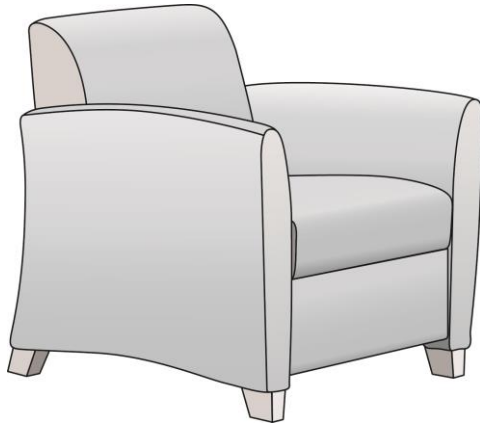
COM requirement : 4 yds each w/o repeats.	\$1,964
COM-1 COM w/repeats or split fabrics.	\$2,092
Grade A	\$2,220
Grade B	\$2,300
Grade C	\$2,384
Grade D	\$2,472
Grade E	\$2,556
Grade F	\$2,644
Grade G	\$2,728



343-650 -BARIATRIC FULL CHAIR

Dimensions: 32"h x 29"w x 26"d / Seat: 18" h x 26" w

COM requirement : 3 yds each w/o repeats.	\$2,024
COM-1 COM w/repeats or split fabrics.	\$2,120
Grade A	\$2,216
Grade B	\$2,276
Grade C	\$2,339
Grade D	\$2,405
Grade E	\$2,468
Grade F	\$2,534
Grade G	\$2,597



Savannah 344 Series - Waiting room series with a wallsaving design and elegant lines.



344 -FULL CHAIR

Dimensions: 32"h x 28"w x 26"d / Seat: 19" h x 21" w

COM requirement : 5 yds each w/o repeats.	\$1,697
COM-1 COM w/repeats or split fabrics.	\$1,857
Grade A	\$2,017
Grade B	\$2,117
Grade C	\$2,222
Grade D	\$2,332
Grade E	\$2,437
Grade F	\$2,547
Grade G	\$2,652



344LS -LOVESEAT

Dimensions: 32"h x 48"w x 30"d / Seat: 19" h x 40" w

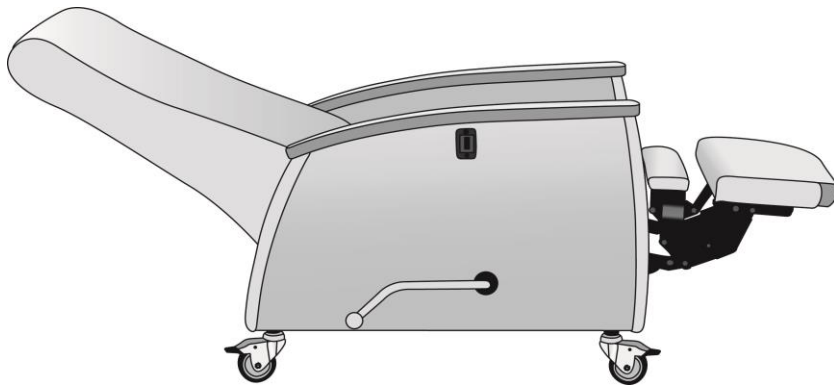
COM requirement : 7 yds each w/o repeats.	\$2,379
COM-1 COM w/repeats or split fabrics.	\$2,603
Grade A	\$2,827
Grade B	\$2,967
Grade C	\$3,114
Grade D	\$3,268
Grade E	\$3,415
Grade F	\$3,569
Grade G	\$3,716

Wood finish: Standard in one of 8 wood finishes

No Charge

4000CWF Custom wood finish per color - NET

\$250



Section 3 Recliners

Section 3

Recliners

Care 615 Recliner

Care 615-10 Push on Arm.....	3-4
Care 615-11 Push on Arm Sleeper.....	3-5
Care 615-11PR Pusch on Arm Sleeper for Behavioral Health.....	3-6
Care 615-15 Multi-Lock.....	3-7
Care 615-15-500 Multi-Lock 500 lb capacity.....	3-8
Care 615-15-650 Multi-Lock 650 lb capacity.....	3-9
Care 615-15-750 Multi-Lock 750 lb. capacity.....	3-10
Care 615-15 TA Multi-Lock with Telescoping Arms.....	3-11
Care 615-20 Wallsaver.....	3-12
Care 615-20M Motorized Wallsaver.....	3-13
Care 615-25M Motorized Trendelenburg.....	3-14
Care 615-30 Rocker.....	3-15
Care 615-40 Trendelenburg.....	3-16
Care 615-40j pediatric Trendelenburg.....	3-17
Care 615-45 Foot Pedal Release Trendelenburg.....	3-18
Care 615-51 Sleeper.....	3-19
Care 615-51-500 Sleeper 500 lb. capacity.....	3-20
Care 615-51m Motorized Sleeper.....	3-21
Care 615-52 Trendelenburg Sleeper.....	3-22
Care 615-52-500 Trendelenburg Sleeper 500 lb. capacity.....	3-23
Care 615-53 Glider Sleeper.....	3-24

Eastside 426 Recliner

Eastside 426-10 Push on Arm.....	3-25
Eastside 426-15 Multi-Lock.....	3-26
Eastside 426-20 Wallsaver.....	3-27
Eastside 426-20M Motorized Wallsaver.....	3-28
Eastside 426-35 Glider.....	3-29
Eastside 426-51 Sleeper.....	3-30

Kangaroo 623 Recliner

Kangaroo 623-10 Push on Arm	3-31
Kangaroo 623-15 Multi-Lock.....	3-32
Kangaroo 623-15-650 Multi-Lock 650 lb capacity.....	3-33
Kangaroo 623-20 Wallsaver.....	3-34
Kangaroo 623-20M Motorized Wallsaver.....	3-35
Kangaroo 623-25M Motorized Trendelenburg.....	3-36
Kangaroo 623-30 Rocker.....	3-37
Kangaroo 623-35 Glider.....	3-38
Kangaroo 623-45 Foot Pedal Release Trendelenburg.....	3-39
Kangaroo 623-51 Sleeper.....	3-40
Kangaroo 623-51-500 Sleeper 500 lb capacity.....	3-41
Kangaroo 623-52 Trendelenburg Sleeper.....	3-42
Kangaroo 623-53 Glider Sleeper.....	3-43
Kangaroo 623-53-500 Glider Sleeper.....	3-44
Kangaroo 623-60 Rocker.....	3-45

Section 3

Recliners

Matteo 619 Recliner

Matteo 619-10 Push on Arm	3-46
Matteo 619-14 Multi-Lock.....	3-47
Matteo 619-15 Multi-Lock.....	3-48
Matteo 619-15-500 Multi-Lock 500 lb capacity.....	3-49
Matteo 619-15-650 Multi-Lock 650 lb capacity.....	3-50
Matteo 619-15-750 Multi-Lock 750 lb capacity.....	3-51
Matteo 619-15TA Multi-Lock with Telescoping Arms.....	3-52
Matteo 619-20 Wallsaver.....	3-53
Matteo 619-20M Motorized Wallsaver.....	3-54
Matteo 619-25M Motorized Wallsaver.....	3-55
Matteo 619-30 Rocker.....	3-56
Matteo 619-35 Glider.....	3-57
Matteo 619-40 Trendelenburg.....	3-58
Matteo 619-45 Foot Pedal Release Trendelenburg.....	3-59
Matteo 619-50 Sleeper.....	3-60
Matteo 619-50-650 Bariatric Sleeper.....	3-61
Matteo 619-51 Sleeper.....	3-62
Matteo 619-51-500 Sleeper 500 lb capacity.....	3-63
Matteo 619-51HL Sleeper with Hydraulic Patient Lift.....	3-64
Matteo 619-52 Trendelenburg Sleeper.....	3-65
Matteo 619-52-500 Trendelenburg Sleeper 500 lb capacity.....	3-66
Matteo 619-52hL Trendelenburg Sleeper with Hydraulic Patient Lif	3-67
Matteo 619-53 Glider Sleeper.....	3-68
Matteo 619-60 Rocker/Glider.....	3-69

Matteo II 618 Recliner

Matteo II 618-09M-750 Motorized Bariatric LIFT 750 lb capacity....	3-70
Matteo II 618-11 Push on Arm Sleeper.....	3-71
Matteo II 618-11HL Push on Arm Sleeper w/Hydraulic Lift.....	3-72
Matteo II 618-11PR Pusch on Arm Sleeper for Behavioral Health....	3-73

Matteo II 618 Recliner (cont'd)

Matteo II 618-45 Foot Pedal Release Trendelenburg.....	3-74
Matteo II 618-51 Sleeper.....	3-75
Matteo II 618-51-500 Sleeper 500 lb capacity.....	3-76
Matteo II 618-51HL Hydraulic lift Sleeper.....	3-77
Matteo II 618-52HL Hydraulic lift Trendelenburg Sleeper.....	3-78
Matteo II 618-53 Glider Sleeper.....	3-79

Suspend 624 Recliner

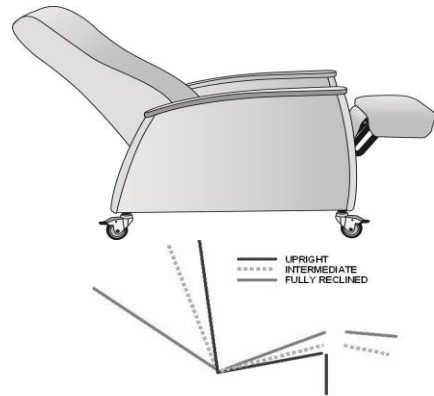
Suspend 624-10 Push on Arm.....	3-80
Suspend 624-11 Push on Arm Sleeper.....	3-81
Suspend 624-11HL Push on Arm Sleeper w/Hydraulic Lift.....	3-82
Suspend 624-11PR Push on Arm Sleeper for Behavioral Health.....	3-83
Suspend 624-15 Multi-Lock.....	3-84
Suspend 624-15-650 Multi-Lock 650 lb capacity.....	3-85
Suspend 624-15-750 Multi-Lock 750 lb capacity.....	3-86
Suspend 624-28M Motorized LIFT.....	3-87
Suspend 624-35 Glider.....	3-88
Suspend 624-40 Trendelenburg.....	3-89
Suspend 624-47 Multi-Lock with Push on Arm Footrest.....	3-90
Suspend 624-51 Sleeper.....	3-91
Suspend 624-51-500 Sleeper 500 lb capacity.....	3-92
Suspend 624-51HL Sleeper with Hydraulic Patient Lift.....	3-93
Suspend 624-52 Trendelenburg Sleeper.....	3-94
Suspend 624-52-500 Trendelenburg Sleeper 500 lb capacity.....	3-95
Suspend 624-52HL Trendelenburg Sleeper with Hydraulic Patient Lift.....	3-96
Suspend 624-53 Glider Sleeper.....	3-97

Miscellaneous Recliners

Connect 614 Recliner.....	3-98
JJ613-44 Push on Arm Pediatric Recliner.....	3-99
JJ613-49J Pediatric Recliner with Lift.....	3-100
Helios 615-51M-SWB Treatment Recliner.....	3-101



Images may show options and accessories that are not included in the base price.



Care 615-10 Push on the arm

The Care standard reclinable features a synchronized 3-position mechanism that allows a patient to recline by gently pushing on the arms of the chair. The foot rest extends automatically as the chair reclines. It is the simplest of all of our reclining mechanisms because it has no actuators (levers or finger pulls) and requires the least amount of exertion. Four transport grade casters. Arm caps available as upholstered or wooden in

Dimensions: 45"h ~ 32"w ~ 33"/68"d / Seat: 19" h ~ 22-1/2" w

COM requirement : 7 yds each w/o repeats.

COM-1	\$2,815
Grade A	\$3,039
Grade B	\$3,263
Grade C	\$3,403
Grade D	\$3,550
Grade E	\$3,704
Grade F	\$3,851
Grade G	\$4,005
	\$4,152

Options

4000CWF	Custom wood finish per color - NET	\$250
4615PEA	Polyester arm caps in one of 20 standard colors	\$173

Recliners

4000FAR

Folding arm (must be at opposite side of actuation hardware, if present)	\$543
COM requirement : 1/2 yd	
COM-1	\$559
Grade A	\$575
Grade B	\$585
Grade C	\$596
Grade D	\$607
Grade E	\$617
Grade F	\$628
Grade G	\$639

4000CFR

Continuous Footrest (-10 through -50)	\$122
---------------------------------------	-------

4000CTB1

CTB 133	\$172
---------	-------

4000DBH

Drainage bag hook-up set of two	\$138
---------------------------------	-------

4000FST

Folding side tablet - 10"x13" (thermofoil)	\$329
--	-------

4000FSTX

Folding side tablet - 10"x17" (thermofoil)	\$357
--	-------

4000IVP

IV Pole and holder attached to chair	\$310
--------------------------------------	-------

4000IVR

Freestanding IV Pole on caster base	\$643
-------------------------------------	-------

4000PBS

Soft grip covered tubular steel push bar	\$136
--	-------

4000PFT

Profile tablet - 14" x 19" (thermofoil)	\$582
---	-------

4000PFTX

Profile tablet - 15" x 21.5" (thermofoil)	\$635
---	-------

4000RFT

Rolling Foot Tray	\$332
-------------------	-------

4000RHH

Restraint strap hook-up set of two	\$138
------------------------------------	-------

4000RMT

Removable adjustable feeding tray (laminated)	\$407
---	-------

4000SFS

Convuluted Foam Seat	\$126
----------------------	-------

4000SLK1

Speed lock braking system w/1 pedal	\$386
-------------------------------------	-------

4000SLK2

Speed lock braking system w/pedal on both sides	\$453
---	-------

4000SPT2

Swivel Profile tablet - 14" x 19" (thermofoil) (614, 615, 623)	\$606
--	-------

4000SST

Self storing-adjustable feeding tray (laminated)	\$446
--	-------

4000SWT

Swiveling side tablet - 10"x13" (thermofoil)	\$231
--	-------

4000SWTX

Swiveling side tablet with 10"x17" (thermofoil)	\$246
---	-------

4000XMB1

Seat moisture barrier. (Single Seat)	\$93
--------------------------------------	------

4000XTH

Oxygen tank holder	\$137
--------------------	-------

Accessories



Care 615-11 Push on Arm Sleeper Recliner

The Push on the arm sleeper features an effortless push on the arm operation which goes into a comfortable sleeping position. Because there is no lever or finger pull this recliner can accommodate accessories such as folding arms or tablets on both sides. Arm caps available as upholstered or wooden in one of eight standard stain colors.

Dimensions: 45"h ~ 32"w ~ 33"/68"d / Seat: 19" h ~ 22-1/2" w

COM requirement : 7 yds each w/o repeats.

COM-1	\$2,926
Grade A	\$3,150
Grade B	\$3,374
Grade C	\$3,514
Grade D	\$3,661
Grade E	\$3,815
Grade F	\$3,962
Grade G	\$4,116
	\$4,263

Options

4000CWF	Custom wood finish per color - NET	\$250
4615PEA	Polyester arm caps in one of 20 standard colors	\$173

Recliners

4000FAR

4000CFR

4000CTB1

4000DBH

4000FST

4000FSTX

4000IVP

4000IVR

4000PBS

4000PFT

4000PFTX

4000RFT

4000RHH

4000RMT

4000SFS

4000SLK1

4000SLK2

4000SPT2

4000SST

4000SWT

4000SWTX

4000XMB1

4000XTH

Accessories

Folding arm (must be at opposite side of actuation hardware, if present)	\$543
COM requirement : 1/2 yd	
COM-1	\$559
Grade A	\$575
Grade B	\$585
Grade C	\$596
Grade D	\$607
Grade E	\$617
Grade F	\$628
Grade G	\$639
Continuous Footrest (-10 through -50)	\$122
CTB 133	\$172
Drainage bag hook-up set of two	\$138
Folding side tablet - 10"x13" (thermofoil)	\$329
Folding side tablet - 10"x17" (thermofoil)	\$357
IV Pole and holder attached to chair	\$310
Freestanding IV Pole on caster base	\$643
Soft grip covered tubular steel push bar	\$136
Profile tablet - 14" x 19" (thermofoil)	\$582
Profile tablet - 15" x 21.5" (thermofoil)	\$635
Rolling Foot Tray	\$332
Restraint strap hook-up set of two	\$138
Removable adjustable feeding tray (laminated)	\$407
Convuluted Foam Seat	\$126
Speed lock braking system w/1 pedal	\$386
Speed lock braking system w/pedal on both sides	\$453
Swivel Profile tablet - 14" x 19" (thermofoil) (614, 615, 623)	\$606
Self storing-adjustable feeding tray (laminated)	\$446
Swiveling side tablet - 10"x13" (thermofoil)	\$231
Swiveling side tablet with 10"x17" (thermofoil)	\$246
Seat moisture barrier. (Single Seat)	\$93
Oxygen tank holder	\$137



Care 615-11PR Push on Arm Sleeper Recliner for Behavioral Health

The Push on the arm sleeper features an effortless push on the arm operation which goes into a comfortable sleeping position. Manufactured with tamper-proof screws, non-removable panels, steel plate scissor guards and compression dowels on arm caps. A flap sewn on a metal stretcher limits access to recliner internals from the back. Arm caps available as upholstered or wooden in one of eight standard stain colors.

Dimensions: 45"h ~ 32"w ~ 33"/68"d / Seat: 19" h ~ 22-1/2" w

COM requirement : 7 yds each w/o repeats.	\$3,534
COM-1	\$3,758
Grade A	\$3,982
Grade B	\$4,122
Grade C	\$4,269
Grade D	\$4,423
Grade E	\$4,570
Grade F	\$4,724
Grade G	\$4,871

Options

4000CWF	Custom wood finish per color - NET	\$250
4615PEA	Polyester arm caps in one of 20 standard colors	\$173

Recliners

4000FAR

Folding arm (must be at opposite side of actuation hardware, if present)

COM requirement : 1/2 yd	\$543
COM-1	\$559
Grade A	\$575
Grade B	\$585
Grade C	\$596
Grade D	\$607
Grade E	\$617
Grade F	\$628
Grade G	\$639

4000CFR

Continuous Footrest (-10 through -50)

\$122

4000CTB1

CTB 133

\$172

4000PBS

Soft grip covered tubular steel push bar

\$136

4000SFS

Convuluted Foam Seat

\$126

4000SLK1

Speed lock braking system w/1 pedal

\$386

4000SLK2

Speed lock braking system w/pedal on both sides

\$453

4000XMB1

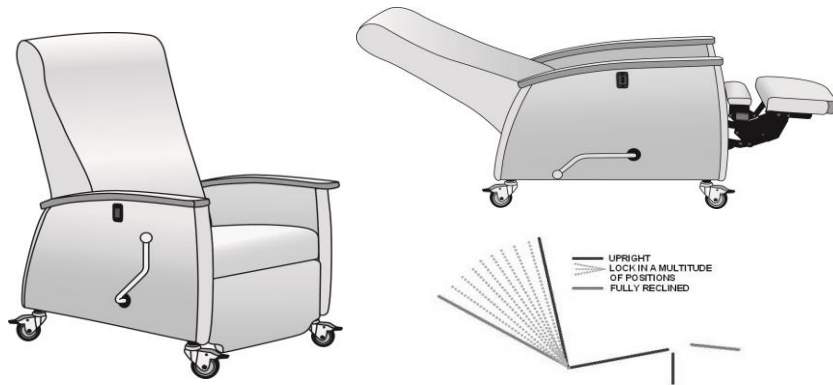
Seat moisture barrier. (Single Seat)

\$93

Accessories

Recliners

Accessories



Care 615-15 Multi-Lock

The Care multi-lock recliner features independent foot rest and back reclining motions that require a minimum effort to operate. The independent foot rest is actuated by an outside lever while the back, actuated by a recessed finger pull, can be locked into an infinite number of positions between upright and fully reclined. Four transport grade casters. Arm caps available as upholstered or wooden in one of eight standard stain colors.

Dimensions: 47"h ~ 31"w ~ 36"/72"d / Seat: 19"h ~ 22"w

COM requirement : 7 yds each w/o repeats.

COM-1	\$3,204
Grade A	\$3,428
Grade B	\$3,652
Grade C	\$3,792
Grade D	\$3,939
Grade E	\$4,093
Grade F	\$4,240
Grade G	\$4,394
	\$4,541

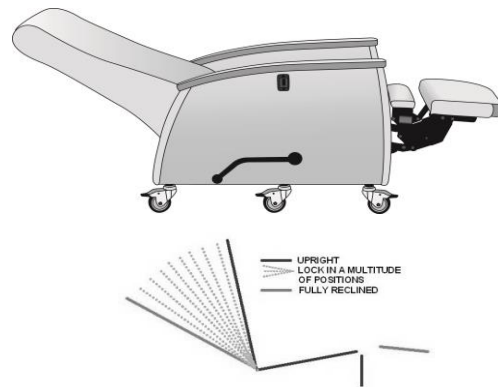
Options

4000CWF	Custom wood finish per color - NET	\$250
4615PEA	Polyester arm caps in one of 20 standard colors	\$173

4000FAR	Folding arm (must be at opposite side of actuation hardware, if present)	\$543
	COM requirement : 1/2 yd	
	COM-1	\$559
	Grade A	\$575
	Grade B	\$585
	Grade C	\$596
	Grade D	\$607
	Grade E	\$617
	Grade F	\$628
	Grade G	\$639
4000CFR	Continuous Footrest (-10 through -50)	\$122
4015CLS3	Central Locking Caster System - 3" Casters	\$899
4000CTB1	CTB 133	\$172
4000DBH	Drainage bag hook-up set of two	\$138
4000FST	Folding side tablet - 10"x13" (thermofoil)	\$329
4000FSTX	Folding side tablet - 10"x17" (thermofoil)	\$357
4000IVP	IV Pole and holder attached to chair	\$310
4000IVR	Freestanding IV Pole on caster base	\$643
4000PBS	Soft grip covered tubular steel push bar	\$136
4000PFT	Profile tablet - 14" x 19" (thermofoil)	\$582
4000PFTX	Profile tablet - 15" x 21.5" (thermofoil)	\$635
4000RFT	Rolling Foot Tray	\$332
4000RHH	Restraint strap hook-up set of two	\$138
4000RMT	Removable adjustable feeding tray (laminated)	\$407
4000SFS	Convoluted Foam Seat	\$126
4000SLK1	Speed lock braking system w/1 pedal	\$386
4000SLK2	Speed lock braking system w/pedal on both sides	\$453
4000SPT2	Swivel Profile tablet - 14" x 19" (thermofoil) (614, 615, 623)	\$606
4000SST	Self storing-adjustable feeding tray (laminated)	\$446
4000SWT	Swiveling side tablet - 10"x13" (thermofoil)	\$231
4000SWTX	Swiveling side tablet with 10"x17" (thermofoil)	\$246
4000XMB1	Seat moisture barrier. (Single Seat)	\$93
4000XTH	Oxygen tank holder	\$137

Recliners

Accessories



Images may show options and accessories that are not included in the base price.

Care 615-15-500 Multi-Lock 500lb capacity

The Care multi-lock recliner features independent foot rest and back reclining motions that require a minimum effort to operate. The independent foot rest is actuated by an outside lever while the back, actuated by a recessed finger pull, can be locked into an infinite number of positions between upright and fully reclined. Four transport grade casters. 500 lbs capacity. Arm caps available as upholstered or wooden in one of eight standard stain colors.

Dimensions: 47"h ~ 33"w ~ 36"/72"d / Seat: 19" h ~ 24" w

COM requirement : 7 yds each w/o repeats.

COM-1	\$3,304
Grade A	\$3,528
Grade B	\$3,752
Grade C	\$3,892
Grade D	\$4,039
Grade E	\$4,193
Grade F	\$4,340
Grade G	\$4,494
	\$4,641

Options

4000CWF	Custom wood finish per color - NET	\$250
4615PEA	Polyester arm caps in one of 20 standard colors	\$173

4000FAR

4000CFR

4000CTB1

4000DBH

4000FST

4000FSTX

4000IVP

4000IVR

4000PBS

4000PFT

4000PFTX

4000RFT

4000RHH

4000RMT

4000SFS

4000SLK1

4000SLK2

4000SPT2

4000SST

4000SWT

4000SWTX

4000XMB1

4000XTH

Folding arm (must be at opposite side of actuation hardware, if present)

COM requirement : 1/2 yd

COM-1

Grade A

Grade B

Grade C

Grade D

Grade E

Grade F

Grade G

Continuous Footrest (-10 through -50)

CTB 133

Drainage bag hook-up set of two

Folding side tablet - 10"x13" (thermofoil)

Folding side tablet - 10"x17" (thermofoil)

IV Pole and holder attached to chair

Freestanding IV Pole on caster base

Soft grip covered tubular steel push bar

Profile tablet - 14" x 19" (thermofoil)

Profile tablet - 15" x 21.5" (thermofoil)

Rolling Foot Tray

Restraint strap hook-up set of two

Removable adjustable feeding tray (laminated)

Convuluted Foam Seat

Speed lock braking system w/1 pedal

Speed lock braking system w/pedal on both sides

Swivel Profile tablet - 14" x 19" (thermofoil) (614, 615, 623)

Self storing-adjustable feeding tray (laminated)

Swiveling side tablet - 10"x13" (thermofoil)

Swiveling side tablet with 10"x17" (thermofoil)

Seat moisture barrier. (Single Seat)

Oxygen tank holder

\$543

\$559

\$575

\$585

\$596

\$607

\$617

\$628

\$639

\$122

\$172

\$138

\$329

\$357

\$310

\$643

\$136

\$582

\$635

\$332

\$138

\$407

\$137

\$386

\$453

\$606

\$446

\$231

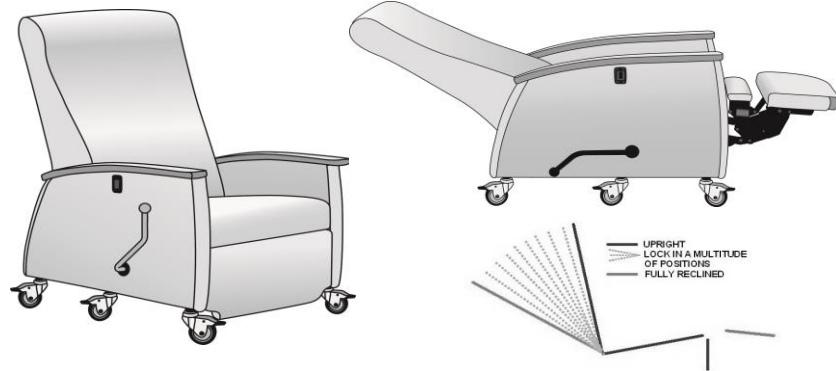
\$246

\$93

\$137

Recliners

Accessories



Care 615-15-650 Multi-Lock 650lb capacity

The Care multi-lock recliner features independent foot rest and back reclining motions that require a minimum effort to operate. The independent foot rest is actuated by an outside lever while the back, actuated by a recessed finger pull, can be locked into an infinite number of positions between upright and fully reclined. Six transport grade casters. 650 lbs capacity. Arm caps available as upholstered or wooden in one of eight standard stain colors.

Dimensions: 47"h ~ 37"w ~ 36"/72"d / Seat: 19" h ~ 28" w

COM requirement : 8 yds each w/o repeats.

COM-1	\$3,614
Grade A	\$3,870
Grade B	\$4,126
Grade C	\$4,286
Grade D	\$4,454
Grade E	\$4,630
Grade F	\$4,798
Grade G	\$4,974
	\$5,142

Options

4000CWF	Custom wood finish per color - NET	\$250
4615PEA	Polyester arm caps in one of 20 standard colors	\$173

4000FAR

Folding arm (must be at opposite side of actuation hardware, if present)

COM requirement : 1/2 yd	\$543
COM-1	\$559
Grade A	\$575
Grade B	\$585
Grade C	\$596
Grade D	\$607
Grade E	\$617
Grade F	\$628
Grade G	\$639

4000BPB

Bariatric soft grip push bar \$147

4000CFR

Continuous Footrest (-10 through -50) \$122

4000CTB1

CTB 133 \$172

4000DBH

Drainage bag hook-up set of two \$138

4000FST

Folding side tablet - 10"x13" (thermofoil) \$329

4000FSTX

Folding side tablet - 10"x17" (thermofoil) \$357

4000IVP

IV Pole and holder attached to chair \$310

4000IVR

Freestanding IV Pole on caster base \$643

4000PFT

Profile tablet - 14" x 19" (thermofoil) \$582

4000PFTX

Profile tablet - 15" x 21.5" (thermofoil) \$635

4000RFT

Rolling Foot Tray \$332

4000RHH

Restraint strap hook-up set of two \$138

4000RMT

Removable adjustable feeding tray (laminated) \$407

4000SFS

Convoluted Foam Seat \$149

4000SLK1

Speed lock braking system w/1 pedal \$386

4000SLK2

Speed lock braking system w/pedal on both sides \$453

4000SPT2

Swivel Profile tablet - 14" x 19" (thermofoil) (614, 615, 623) \$606

4000SST

Self storing-adjustable feeding tray (laminated) \$446

4000SWT

Swiveling side tablet - 10"x13" (thermofoil) \$231

4000SWTX

Swiveling side tablet with 10"x17" (thermofoil) \$246

4000XMB1

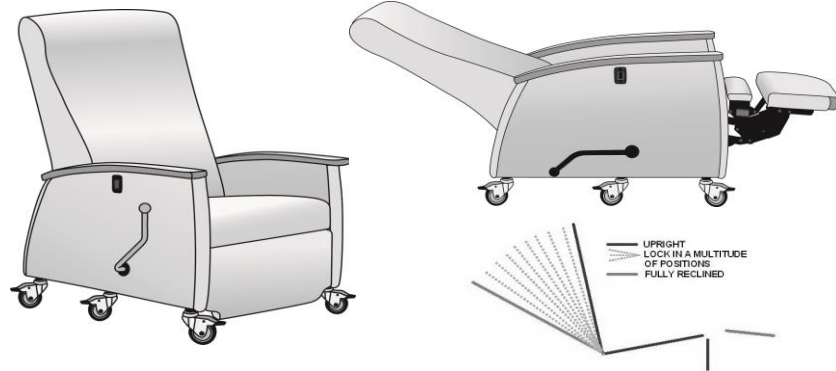
Seat moisture barrier. (Single Seat) \$93

4000XTH

Oxygen tank holder \$137

Recliners

Accessories



Care 615-15-750 Multi-Lock 750lb capacity

The Care multi-lock recliner features independent foot rest and back reclining motions that require a minimum effort to operate. The independent foot rest is actuated by an outside lever while the back, actuated by a recessed finger pull, can be locked into an infinite number of positions between upright and fully reclined. Six transport grade casters. 750 lbs capacity. Arm caps available as upholstered or wooden in one of eight standard stain colors.

Dimensions: 45"h ~ 31"w ~ 34"/72"d ~ 18"sh

COM requirement : 8 yds each w/o repeats.

COM-1	\$3,752
Grade A	\$4,008
Grade B	\$4,264
Grade C	\$4,424
Grade D	\$4,592
Grade E	\$4,768
Grade F	\$4,936
Grade G	\$5,112
	\$5,280

Options

4000CWF	Custom wood finish per color - NET	\$250
4615PEA	Polyester arm caps in one of 20 standard colors	\$173

4000FAR

Folding arm (must be at opposite side of actuation hardware, if present)

COM requirement : 1/2 yd	\$543
COM-1	\$559
Grade A	\$575
Grade B	\$585
Grade C	\$596
Grade D	\$607
Grade E	\$617
Grade F	\$628
Grade G	\$639

4000BPB

Bariatric soft grip push bar \$147

4000CFR

Continuous Footrest (-10 through -50) \$122

4000CTB1

CTB 133 \$172

4000DBH

Drainage bag hook-up set of two \$138

4000FST

Folding side tablet - 10"x13" (thermofoil) \$329

4000FSTX

Folding side tablet - 10"x17" (thermofoil) \$357

4000IVP

IV Pole and holder attached to chair \$310

4000IVR

Freestanding IV Pole on caster base \$643

4000PFT

Profile tablet - 14" x 19" (thermofoil) \$582

4000PFTX

Profile tablet - 15" x 21.5" (thermofoil) \$635

4000RFT

Rolling Foot Tray \$332

4000RHH

Restraint strap hook-up set of two \$138

4000RMT

Removable adjustable feeding tray (laminated) \$407

4000SFS

Convuluted Foam Seat \$149

4000SLK1

Speed lock braking system w/1 pedal \$386

4000SLK2

Speed lock braking system w/pedal on both sides \$453

4000SPT2

Swivel Profile tablet - 14" x 19" (thermofoil) (614, 615, 623) \$606

4000SST

Self storing-adjustable feeding tray (laminated) \$446

4000SWT

Swiveling side tablet - 10"x13" (thermofoil) \$231

4000SWTX

Swiveling side tablet with 10"x17" (thermofoil) \$246

4000XMB1

Seat moisture barrier. (Single Seat) \$93

4000XTH

Oxygen tank holder \$137

Recliners



Care 615-15TA Multi-Lock Recliner w/ Telescoping Arm

The Care multi-lock recliner w/ Telescoping Arm features independent foot rest and back reclining motions that require a minimum effort to operate. The independent foot rest is actuated by an outside lever while the back, actuated by a recessed finger pull, can be locked into an infinite number of positions between upright and fully reclined. Four transport grade casters. Arm caps available as upholstered or wooden

Dimensions: 47"h ~ 31"w ~ 36"/72"d / Seat: 19"h ~ 22"w

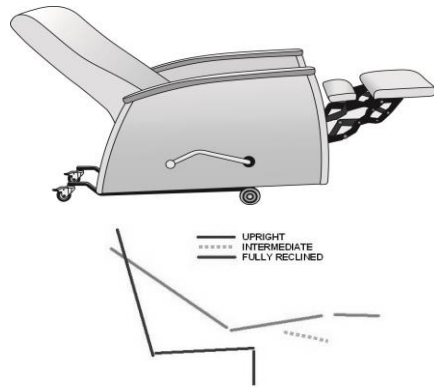
COM requirement : 7 yds each w/o repeats.	\$4,003
COM-1	\$4,227
Grade A	\$4,451
Grade B	\$4,591
Grade C	\$4,738
Grade D	\$4,892
Grade E	\$5,039
Grade F	\$5,193
Grade G	\$5,340

Options

4000CWF	Custom wood finish per color - NET	\$250
4615PEA	Polyester arm caps in one of 20 standard colors	\$173

Accessories

4000CFR	Continuous Footrest (-10 through -50)	\$122
4015CLS3	Central Locking Caster System - 3" Casters	\$899
4000CTB1	CTB 133	\$172
4000DBH	Drainage bag hook-up set of two	\$138
4000IVP	IV Pole and holder attached to chair	\$310
4000IVR	Freestanding IV Pole on caster base	\$643
4000PBS	Soft grip covered tubular steel push bar	\$136
4000RHH	Restraint strap hook-up set of two	\$138
4000SFS	Convolutd Foam Seat	\$126
4000SLK1	Speed lock braking system w/1 pedal	\$386
4000SLK2	Speed lock braking system w/pedal on both sides	\$453
4000XMB1	Seat moisture barrier. (Single Seat)	\$93
4000XTH	Oxygen tank holder	\$137



Care 615-20 Wallsaver

The wall saver recliner features three positions. The first reclined position is accessed by pulling the foot rest lever, and the fully reclined position is reached by pushing on the arms. As the chair reclines, it moves forward to avoid contact with anything behind it. Caster option is available. Arm caps available as upholstered or wooden in one of eight

Dimensions: 43"h ~ 33"w ~ 36"/66"d / Seat: 20"h ~ 23" w

COM requirement : 7 yds each w/o repeats.

COM-1	\$2,872
Grade A	\$3,096
Grade B	\$3,320
Grade C	\$3,460
Grade D	\$3,607
Grade E	\$3,761
Grade F	\$3,908
Grade G	\$4,062
	\$4,209

Options

4000CWF	Custom wood finish per color - NET	\$250
4615PEA	Polyester arm caps in one of 20 standard colors	\$173

Casterbase

4000CST20	Two swivel locking rear and two fixed front casters	\$299
-----------	---	-------

Recliners

4000FAR

Folding arm (must be at opposite side of actuation hardware, if present)

COM requirement : 1/2 yd

COM-1	\$543
Grade A	\$559
Grade B	\$575
Grade C	\$585
Grade D	\$596
Grade E	\$607
Grade F	\$617
Grade G	\$628
	\$639

4000CFR

Continuous Footrest (-10 through -50)

\$122

4000CTB1

CTB 133

\$172

4000DBH

Drainage bag hook-up set of two

\$138

4000IVR

Freestanding IV Pole on caster base

\$643

4000PBS

Soft grip covered tubular steel push bar

\$136

4000RHH

Restraint strap hook-up set of two

\$138

4000SFS

Convolved Foam Seat

\$126

4000SLK1

Speed lock braking system w/1 pedal

\$386

4000SLK2

Speed lock braking system w/pedal on both sides

\$453

4000XMB1

Seat moisture barrier. (Single Seat)

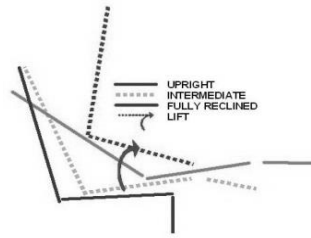
\$93

4000XTH

Oxygen tank holder

\$137

Accessories



Care 615-20M Motorized wall saver

The Care motorized wall saver recliner features a motorized mechanism with three reclined positions and a lift up feature. As the chair reclines, it moves forward. This makes it possible to place the recliner close to any vertical surface behind it, and save precious space. Caster option is available. Arm caps available as upholstered or wooden in one of eight standard stain colors.

Dimensions: 46"h ~ 32"w ~ 36"/66"d / Seat: 20"h ~ 23-1/2" w

COM requirement : 7 yds each w/o repeats.

COM-1	\$3,863
Grade A	\$4,087
Grade B	\$4,311
Grade C	\$4,451
Grade D	\$4,598
Grade E	\$4,752
Grade F	\$4,899
Grade G	\$5,053
	\$5,200

Options

4000CWF	Custom wood finish per color - NET	\$250
4615PEA	Polyester arm caps in one of 20 standard colors	\$173

Casterbase

4000CST20M	Two swivel locking rear and two fixed front casters	\$308
------------	---	-------

Recliners

4000FAR

Folding arm (must be at opposite side of actuation hardware, if present)

COM requirement : 1/2 yd

COM-1	\$543
Grade A	\$559
Grade B	\$575
Grade C	\$585
Grade D	\$596
Grade E	\$607
Grade F	\$617
Grade G	\$628
	\$639

4000CFR

Continuous Footrest (-10 through -50)

\$122

4000CTB1

CTB 133

\$172

4000DBH

Drainage bag hook-up set of two

\$138

4000HC-MSG

Heated Seat and Massage

\$1,283

4000HSL-NM

Heated seat and Lumbar -all recliners excluding 25M

\$1,019

4000IVR

Freestanding IV Pole on caster base

\$643

4000PBS

Soft grip covered tubular steel push bar

\$136

4000RHH

Restraint strap hook-up set of two

\$138

4000SFS

Convolutd Foam Seat

\$126

4000XMB1

Seat moisture barrier. (Single Seat)

\$93

4000XTH

Oxygen tank holder

\$137

Accessories



Care 615-25M

Featuring a motorized recliner with multiple reclined positions, including a flat position. The lift feature controlled by a simple hand set will assist weaker patients out of the chair. Caster base: two fixed front casters and two swivel-locking rear casters. Arm caps available as upholstered or wooden in one of eight standard stain colors.

Dimensions: 42"h ~ 34"w ~ 34"/69"d / Seat: 19" h ~ 24-1/2" w

COM requirement : 8 yds each w/o repeats.

COM-1	\$5,664
Grade A	\$5,920
Grade B	\$6,176
Grade C	\$6,336
Grade D	\$6,504
Grade E	\$6,680
Grade F	\$6,848
Grade G	\$7,024
	\$7,192

Options

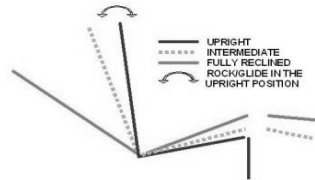
4000CWF	Custom wood finish per color - NET	\$250
4615PEA	Polyester arm caps in one of 20 standard colors	\$173

Accessories

4000FAR	Folding arm (must be at opposite side of actuation hardware, if present) COM requirement : 1/2 yd	\$543
	COM-1	\$559
	Grade A	\$575
	Grade B	\$585
	Grade C	\$596
	Grade D	\$607
	Grade E	\$617
	Grade F	\$628
	Grade G	\$639
4000CFR	Continuous Footrest (-10 through -50)	\$122
4000CTB1	CTB 133	\$172
4000DBH	Drainage bag hook-up set of two	\$138
4000DVDH	DVD holder with black ABS tray on arm (no wiring)	\$469
4000DVDS	Black ABS tray on caster base (no wiring)	\$492
4000FST	Folding side tablet - 10"x13" (thermofoil)	\$329
4000FSTX	Folding side tablet - 10"x17" (thermofoil)	\$357
4000HC-MSG	Heated Seat and Massage	\$1,283
4000IVP	IV Pole and holder attached to chair	\$310
4000IVR	Freestanding IV Pole on caster base	\$643
4000PBS	Soft grip covered tubular steel push bar	\$136
4000PFT	Profile tablet - 14" x 19" (thermofoil)	\$582
4000PFTX	Profile tablet - 15" x 21.5" (thermofoil)	\$635
4000RHH	Restraint strap hook-up set of two	\$138
4000RMT	Removable adjustable feeding tray (laminated)	\$407
4000SFS	Convuluted Foam Seat	\$126
4000SPTX	Swivel Profile tablet - 15" x 21.5" (thermofoil)	\$646
4000SST	Self storing-adjustable feeding tray (laminated)	\$446
4000SWT	Swiveling side tablet - 10"x13" (thermofoil)	\$231
4000SWTX	Swiveling side tablet with 10"x17" (thermofoil)	\$246
4000TVE	12V DVD extension	\$84
4000TVH	TV/DVD mount on arm (no wiring)	\$581
4000TVS	Stand on caster base with TV/DVD mount (no wiring)	\$669
4000XMB1	Seat moisture barrier. (Single Seat)	\$93
4000XTH	Oxygen tank holder	\$137



Images may show options and accessories that are not included in the base price.



Care 615-30

The Care rocker recliner features three positions. In the upright position it rocks, and as it starts reclining, the rocking automatically stops. The first reclined position is accessed by pulling the foot rest lever, and the fully reclined position is reached by pushing on the arms. Caster option is available. Arm caps available as upholstered or wooden in one of eight standard stain colors.

Dimensions: 43"h ~ 32"w ~ 36"/66"d / Seat: 19" h ~ 23" w

COM requirement : 7 yds each w/o repeats.

COM-1	\$3,013
Grade A	\$3,237
Grade B	\$3,461
Grade C	\$3,601
Grade D	\$3,748
Grade E	\$3,902
Grade F	\$4,049
Grade G	\$4,203
	\$4,350

Options

4000CWF Custom wood finish per color - NET	\$250
4615PEA Polyester arm caps in one of 20 standard colors	\$173

Casterbase

4000CST3C Two swivel locking rear and two fixed front casters	\$300
---	-------

Recliners

4000FAR

Folding arm (must be at opposite side of actuation hardware, if present)

COM requirement : 1/2 yd

COM-1	\$543
Grade A	\$559
Grade B	\$575
Grade C	\$585
Grade D	\$596
Grade E	\$607
Grade F	\$617
Grade G	\$628
	\$639

4000CFR

Continuous Footrest (-10 through -50)

\$122

4000CTB1

CTB 133

\$172

4000DBH

Drainage bag hook-up set of two

\$138

4000IVR

Freestanding IV Pole on caster base

\$643

4000PBS

Soft grip covered tubular steel push bar

\$136

4000RHH

Restraint strap hook-up set of two

\$138

4000SFS

Convuluted Foam Seat

\$126

4000SLK1

Speed lock braking system w/1 pedal

\$386

4000SLK2

Speed lock braking system w/pedal on both sides

\$453

4000XMB1

Seat moisture barrier. (Single Seat)

\$93

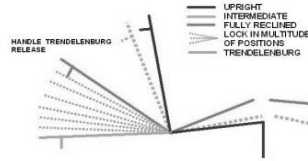
4000XTH

Oxygen tank holder

\$137

Accessories

Recliners



Care 615-40

A push on the arm two-way recliner for intermediate and fully reclined positions (foot rest comes up automatically) It does not lock in reclined positions. From the fully reclined position, the patient can be lowered into trendelenburg by squeezing the handle located at the back of the chair under the push bar. Four transport grade swivel-locking casters. Arm caps available as upholstered or wooden in one of eight standard stain colors.

Dimensions: 44"h ~ 31"w ~ 40"/74"d / Seat: 19-1/2" h ~ 24" w

COM requirement : 7 yds each w/o repeats.

COM-1	\$3,686
Grade A	\$3,878
Grade B	\$4,070
Grade C	\$4,190
Grade D	\$4,316
Grade E	\$4,448
Grade F	\$4,574
Grade G	\$4,706
	\$4,832

Options

4000CWF	Custom wood finish per color - NET	\$250
4615PEA	Polyester arm caps in one of 20 standard colors	\$173

Accessories

4000FAR	Folding arm (must be at opposite side of actuation hardware, if present) COM requirement : 1/2 yd	\$543
	COM-1	\$559
	Grade A	\$575
	Grade B	\$585
	Grade C	\$596
	Grade D	\$607
	Grade E	\$617
	Grade F	\$628
	Grade G	\$639
4000CFR	Continuous Footrest (-10 through -50)	\$122
4000CTB1	CTB 133	\$172
4000DBH	Drainage bag hook-up set of two	\$138
4000FSK	Footrest shield kit	\$84
4000FST	Folding side tablet - 10"x13" (thermofoil)	\$329
4000FSTX	Folding side tablet - 10"x17" (thermofoil)	\$357
4000IVP	IV Pole and holder attached to chair	\$310
4000IVR	Freestanding IV Pole on caster base	\$643
4000PFT	Profile tablet - 14" x 19" (thermofoil)	\$582
4000PFTX	Profile tablet - 15" x 21.5" (thermofoil)	\$635
4000RFT	Rolling Foot Tray	\$332
4000RHH	Restraint strap hook-up set of two	\$138
4000RMT	Removable adjustable feeding tray (laminated)	\$407
4000SFS	Convuluted Foam Seat	\$126
4000SLK1	Speed lock braking system w/1 pedal	\$386
4000SLK2	Speed lock braking system w/pedal on both sides	\$453
4000SPT2	Swivel Profile tablet - 14" x 19" (thermofoil) (614, 615, 623)	\$606
4000SST	Self storing-adjustable feeding tray (laminated)	\$446
4000SWT	Swiveling side tablet - 10"x13" (thermofoil)	\$231
4000SWTX	Swiveling side tablet with 10"x17" (thermofoil)	\$246
4000XMB1	Seat moisture barrier. (Single Seat)	\$93
4000XTH	Oxygen tank holder	\$137



The Care pediatric is scaled for children providing a level of comfort and support which a full sized recliner cannot. Also available with a trendelenburg feature, listed in the accessories, which provides a fingerpull operated trendelenburg position. Arm caps available as upholstered or wooden in one of eight standard stain colors.

Care 615-40J Pediatric Trendelenburg Recliner (Pushbar Operation)

Dimensions: 38"h ~ 27"w ~ 31/58"d ~ 16"sh

COM requirement : 5 yds each w/o repeats.	\$2,862
COM-1	\$3,022
Grade A	\$3,182
Grade B	\$3,282
Grade C	\$3,387
Grade D	\$3,497
Grade E	\$3,602
Grade F	\$3,712
Grade G	\$3,817

Options

4000CWF	Custom wood finish per color - NET	\$250
4615PEA	Polyester arm caps in one of 20 standard colors	\$173

Recliners

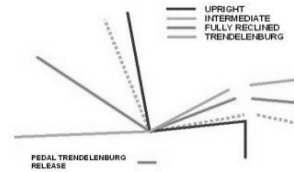
Care 615-44J Pediatric Recliner (Push on Arm Operation)

Dimensions: 38"h ~ 27"w ~ 31/58"d ~ 16"sh

COM requirement : 5 yds each w/o repeats.	\$2,777
COM-1	\$2,969
Grade A	\$3,161
Grade B	\$3,281
Grade C	\$3,407
Grade D	\$3,539
Grade E	\$3,665
Grade F	\$3,797
Grade G	\$3,923

Accessories

4000FAR	Folding arm (must be at opposite side of actuation hardware, if present)	\$543
	COM requirement : 1/2 yd	\$559
	COM-1	\$575
	Grade A	\$585
	Grade B	\$596
	Grade C	\$607
	Grade D	\$617
	Grade E	\$628
	Grade F	\$639
	Grade G	
4000CFR	Continuous Footrest (-10 through -50)	\$122
4000CTB1	CTB 133	\$172
4000DBH	Drainage bag hook-up set of two	\$138
4000FST	Folding side tablet - 10"x13" (thermofoil)	\$329
4000IVP	IV Pole and holder attached to chair	\$310
4000RHH	Restraint strap hook-up set of two	\$138
4000SFS	Convolutd Foam Seat	\$126
4000XMB1	Seat moisture barrier. (Single Seat)	\$93
4000XTH	Oxygen tank holder	\$137



Care 615-45 foot pedal released trendelenburg

A "push on the arm" recliner with a foot pedal release that allows the back rest to smoothly reach the Trendelenburg position. Weight capacity is 350 lbs. Four transport grade casters. Arm caps available as upholstered or wooden in one of eight standard stain colors.

Dimensions: 45"h ~ 32"w ~ 39"/70"d ~ 18"sh

COM requirement : 7 yds each w/o repeats.

COM-1	\$3,274
Grade A	\$3,498
Grade B	\$3,722
Grade C	\$3,862
Grade D	\$4,009
Grade E	\$4,163
Grade F	\$4,310
Grade G	\$4,464
	\$4,611

Options

3.43E+31 Custom wood finish per color - NET	\$250
4615PEA Polyester arm caps in one of 20 standard colors	\$173

Recliners

4000FAR

4000CFR

4000CTB1

4000DBH

4000FST

4000FSTX

4000IVP

4000IVR

4000PBS

4000PFT

4000PFTX

4000RHH

4000RMT

4000SFS

4000SST

4000SWT

4000SWTX

4000XMB1

4000XTH

Accessories

Folding arm (must be at opposite side of actuation hardware, if present)

COM requirement : 1/2 yd

COM-1

Grade A

Grade B

Grade C

Grade D

Grade E

Grade F

Grade G

Continuous Footrest (-10 through -50)

CTB 133

Drainage bag hook-up set of two

Folding side tablet - 10"x13" (thermofoil)

Folding side tablet - 10"x17" (thermofoil)

IV Pole and holder attached to chair

Freestanding IV Pole on caster base

Soft grip covered tubular steel push bar

Profile tablet - 14" x 19" (thermofoil)

Profile tablet - 15" x 21.5" (thermofoil)

Restraint strap hook-up set of two

Removable adjustable feeding tray (laminated)

Convuluted Foam Seat

Self storing-adjustable feeding tray (laminated)

Swiveling side tablet - 10"x13" (thermofoil)

Swiveling side tablet with 10"x17" (thermofoil)

Seat moisture barrier. (Single Seat)

Oxygen tank holder

\$543

\$559

\$575

\$585

\$596

\$607

\$617

\$628

\$639

\$122

\$172

\$138

\$329

\$357

\$310

\$643

\$136

\$582

\$635

\$138

\$407

\$126

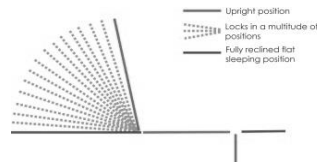
\$446

\$231

\$246

\$93

\$137



Care 615-51 Sleeper recliner

The Care sleeper recliner features independent foot rest and back reclining motions that require a minimum effort to operate. The independent foot rest is actuated by an outside lever while the back, actuated by a recessed finger pull, can be reclined to an infinite number of positions a flat including a flat position, and it locks on each position. Four transport grade swivel-locking casters. Arm caps available as upholstered or wooden in one of eight standard stain colors.

Dimensions: 465"h ~ 33"w ~ 37"/75"d ~ 20"sh

COM requirement : 7 yds each w/o repeats.

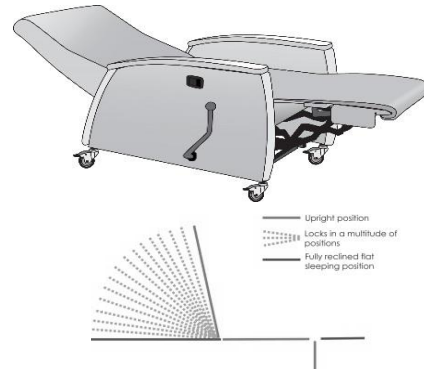
COM-1	\$3,405
Grade A	\$3,629
Grade B	\$3,853
Grade C	\$3,993
Grade D	\$4,140
Grade E	\$4,294
Grade F	\$4,441
Grade G	\$4,595
	\$4,742

Options

4000CWF	Custom wood finish per color - NET	\$250
4615PEA	Polyester arm caps in one of 20 standard colors	\$173

Accessories

4000FAR	Folding arm (must be at opposite side of actuation hardware, if present)	\$543
	COM requirement : 1/2 yd	
	COM-1	\$559
	Grade A	\$575
	Grade B	\$585
	Grade C	\$596
	Grade D	\$607
	Grade E	\$617
	Grade F	\$628
	Grade G	\$639
4000CFR5	Continuous Footrest (-51 through -53)	\$236
4051CLS	Central Locking System - 5" Total Lock Casters	\$1,169
4051CLS3	Central Locking System - 3" casters	\$1,107
4051CLS5	Central locking system w/5" Directional Lock casters	\$1,164
4000CTB1	CTB 133	\$172
4000DBH	Drainage bag hook-up set of two	\$138
4000FST	Folding side tablet - 10"x13" (thermofoil)	\$329
4000FSTX	Folding side tablet - 10"x17" (thermofoil)	\$357
4000IVP	IV Pole and holder attached to chair	\$310
4000IVR	Freestanding IV Pole on caster base	\$643
4000PBS	Soft grip covered tubular steel push bar	\$136
4000PFT	Profile tablet - 14" x 19" (thermofoil)	\$582
4000PFTX	Profile tablet - 15" x 21.5" (thermofoil)	\$635
4000RHH	Restraint strap hook-up set of two	\$138
4000RMT	Removable adjustable feeding tray (laminated)	\$407
4000SFS	Convuluted Foam Seat	\$126
4000SLK1	Speed lock braking system w/1 pedal	\$386
4000SLK2	Speed lock braking system w/pedal on both sides	\$453
4000SPT2	Swivel Profile tablet - 14" x 19" (thermofoil) (614, 615, 623)	\$606
4000SST	Self storing-adjustable feeding tray (laminated)	\$446
4000SWT	Swiveling side tablet - 10"x13" (thermofoil)	\$231
4000SWTX	Swiveling side tablet with 10"x17" (thermofoil)	\$246
4000XMB1	Seat moisture barrier. (Single Seat)	\$93
4000XTH	Oxygen tank holder	\$137



Images may show options and accessories that are not included in the base price.

Care 615-51-500 Sleeper recliner 500lb capacity

The Care sleeper recliner features independent foot rest and back reclining motions that require a minimum effort to operate. The independent foot rest is actuated by an outside lever while the back, actuated by a recessed finger pull, can be reclined to an infinite number of positions a flat including a flat position, and it locks on each position. Four transport grade swivel-locking casters. 500 lbs. weight capacity. Arm caps available as upholstered or wooden in one of eight standard stain colors.

Dimensions: 46"h ~ 35"w ~ 37/75"d ~ 20"sh

COM requirement : 8 yds each w/o repeats.

COM-1	\$3,912
Grade A	\$4,168
Grade B	\$4,328
Grade C	\$4,496
Grade D	\$4,672
Grade E	\$4,840
Grade F	\$5,016
Grade G	\$5,184

Options

4000CWF	Custom wood finish per color - NET	\$250
4615PEA	Polyester arm caps in one of 20 standard colors	\$173

Recliners

4000FAR

4000CTB1

4051CLS

4051CLS3

4051CLS5

4000DBH

4000FST

4000FSTX

4000IVP

4000IVR

4000PBS

4000PFT

4000PFTX

4000RHH

4000RMT

4000SFS

4000SLK1

4000SLK2

4000SPT2

4000SST

4000SWT

4000SWTX

4000XMB1

4000XTH

Accessories

Folding arm (must be at opposite side of actuation hardware, if present)

COM requirement : 1/2 yd

COM-1

Grade A

Grade B

Grade C

Grade D

Grade E

Grade F

Grade G

CTB 133

Central Locking System - 5" Total Lock Casters

Central Locking System - 3" casters

Central locking system w/5" Directional Lock casters

Drainage bag hook-up set of two

Folding side tablet - 10"x13" (thermofoil)

Folding side tablet - 10"x17" (thermofoil)

IV Pole and holder attached to chair

Freestanding IV Pole on caster base

Soft grip covered tubular steel push bar

Profile tablet - 14" x 19" (thermofoil)

Profile tablet - 15" x 21.5" (thermofoil)

Restraint strap hook-up set of two

Removable adjustable feeding tray (laminated)

Convuluted Foam Seat

Speed lock braking system w/1 pedal

Speed lock braking system w/pedal on both sides

Swivel Profile tablet - 14" x 19" (thermofoil) (614, 615, 623)

Self storing-adjustable feeding tray (laminated)

Swiveling side tablet - 10"x13" (thermofoil)

Swiveling side tablet with 10"x17" (thermofoil)

Seat moisture barrier. (Single Seat)

Oxygen tank holder

\$543

\$559

\$575

\$585

\$596

\$607

\$617

\$628

\$639

\$172

\$1,169

\$1,107

\$1,164

\$138

\$329

\$357

\$310

\$643

\$136

\$582

\$635

\$138

\$407

\$137

\$386

\$453

\$606

\$446

\$231

\$246

\$93

\$137



615-51M Motorized Sleeper recliner

The Care sleeper recliner features an independent foot rest and back reclining motions operated by simple handset. It may be reclined to an infinite number of positions between upright and a flat sleeping position. Four transport grade swivel-locking casters. Arm caps available as upholstered or wooden in one of eight standard stain colors.

Dimensions: 46"h ~ 33"w ~ 39"/76"d / Seat: 19" h ~ 24" w

COM requirement : 8 yds each w/o repeats.

COM-1	\$5,381
Grade A	\$5,605
Grade B	\$5,829
Grade C	\$5,969
Grade D	\$6,116
Grade E	\$6,270
Grade F	\$6,417
Grade G	\$6,571
	\$6,718

Options

4000CWF	Custom wood finish per color - NET	\$250
4615PEA	Polyester arm caps in one of 20 standard colors	\$173

Recliners


4000FAR

4000CFR5
4051CLS
4051CLS3
4051CLS5
4000CTB1
4000DBH
4000FST
4000FSTX
4000HC-MSG
4000IVP
4000IVR
4000PBS
4000PFT
4000PFTX
4000RFT
4000RHH
4000RMT
4000SFS
4000SLK1
4000SLK2
4000SST
4000SWT
4000SWTX
4000XMB1
4000XTH

Accessories

Folding arm (must be at opposite side of actuation hardware, if present)	
COM requirement : 1/2 yd	\$543
COM-1	\$559
Grade A	\$575
Grade B	\$585
Grade C	\$596
Grade D	\$607
Grade E	\$617
Grade F	\$628
Grade G	\$639
Continuous Footrest (-51 through -53)	\$236
Central Locking System - 5" Total Lock Casters	\$1,169
Central Locking System - 3" casters	\$1,107
Central locking system w/5" Directional Lock casters	\$1,164
CTB 133	\$172
Drainage bag hook-up set of two	\$138
Folding side tablet - 10"x13" (thermofoil)	\$329
Folding side tablet - 10"x17" (thermofoil)	\$357
Heated Seat and Massage	\$1,283
IV Pole and holder attached to chair	\$310
Freestanding IV Pole on caster base	\$643
Soft grip covered tubular steel push bar	\$136
Profile tablet - 14" x 19" (thermofoil)	\$582
Profile tablet - 15" x 21.5" (thermofoil)	\$635
Rolling Foot Tray	\$332
Restraint strap hook-up set of two	\$138
Removable adjustable feeding tray (laminated)	\$407
Convolutd Foam Seat	\$126
Speed lock braking system w/1 pedal	\$386
Speed lock braking system w/pedal on both sides	\$453
Self storing-adjustable feeding tray (laminated)	\$446
Swiveling side tablet - 10"x13" (thermofoil)	\$231
Swiveling side tablet with 10"x17" (thermofoil)	\$246
Seat moisture barrier. (Single Seat)	\$93
Oxygen tank holder	\$137

Recliners



Care 615-52 sleeper recliner with trendelenburg

The recliner features independent foot rest and back reclining motions that require a minimum effort to operate. The independent foot rest is actuated by an outside lever while the back, actuated by a recessed finger pull, can be locked into an infinite number of positions between upright and a flat sleeping position. The trendelenburg position is activated with the foot pedal located on each side of chair. Caster base with four swivel-locking casters. Arm caps available as upholstered or wooden in one of eight standard stain colors.

Dimensions: 46"h ~ 33"w ~ 39"/76"d / Seat: 19" h ~ 24" w

COM requirement : 7 yds each w/o repeats.

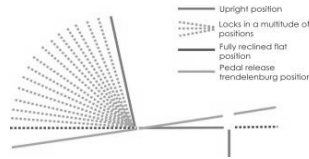
COM-1	\$3,886
Grade A	\$4,110
Grade B	\$4,250
Grade C	\$4,397
Grade D	\$4,551
Grade E	\$4,698
Grade F	\$4,852
Grade G	\$4,999

Options

4000CWF	Custom wood finish per color - NET	\$250
4615PEA	Polyester arm caps in one of 20 standard colors	\$173

Accessories

4000FAR	Folding arm (must be at opposite side of actuation hardware, if present) COM requirement : 1/2 yd	\$543
	COM-1	\$559
	Grade A	\$575
	Grade B	\$585
	Grade C	\$596
	Grade D	\$607
	Grade E	\$617
	Grade F	\$628
	Grade G	\$639
4000CFR5	Continuous Footrest (-51 through -53)	\$236
4052CLS	Central Locking System - 5" Total Lock Casters	\$1,080
4052CLS3	Central Locking System - 3" casters	\$995
4052CLS5	Central locking system w/5" Directional Lock casters	\$1,075
4000CTB1	CTB 133	\$172
4000DBH	Drainage bag hook-up set of two	\$138
4000FST	Folding side tablet - 10"x13" (thermofoil)	\$329
4000FSTX	Folding side tablet - 10"x17" (thermofoil)	\$357
4000IVR	Freestanding IV Pole on caster base	\$643
4000PBS	Soft grip covered tubular steel push bar	\$136
4000PFT	Profile tablet - 14" x 19" (thermofoil)	\$582
4000PFTX	Profile tablet - 15" x 21.5" (thermofoil)	\$635
4000RHH	Restraint strap hook-up set of two	\$138
4000RMT	Removable adjustable feeding tray (laminated)	\$407
4000SFS	Convoluted Foam Seat	\$126
4000SLK1	Speed lock braking system w/1 pedal	\$386
4000SST	Self storing-adjustable feeding tray (laminated)	\$446
4000SWT	Swiveling side tablet - 10"x13" (thermofoil)	\$231
4000SWTX	Swiveling side tablet with 10"x17" (thermofoil)	\$246
4000XMB1	Seat moisture barrier. (Single Seat)	\$93
4000XTH	Oxygen tank holder	\$137



Images may show options and accessories that are not included in the base price.

Care 615-52-500 sleeper recliner with trendelenburg

The recliner features independent foot rest and back reclining motions that require a minimum effort to operate. The independent foot rest is actuated by an outside lever while the back, actuated by a recessed finger pull, can be locked into an infinite number of positions between upright and a flat sleeping position. The trendelenburg position is activated with the foot pedal on each side of chair. Four transport grade swivel-locking casters.. Weight capacity 500lbs. Arm caps available as upholstered or wooden in one of eight standard stain colors.

Dimensions: 46"h ~ 33"w ~ 39"/76"d / Seat: 19" h ~ 24" w

COM requirement : 7 yds each w/o repeats.

COM-1	\$3,948
Grade A	\$4,172
Grade B	\$4,396
Grade C	\$4,536
Grade D	\$4,683
Grade E	\$4,837
Grade F	\$4,984
Grade G	\$5,138
	\$5,285

Options

4000CWF	Custom wood finish per color - NET	\$250
4615PEA	Polyester arm caps in one of 20 standard colors	\$173

Accessories

4000FAR	Folding arm (must be at opposite side of actuation hardware, if present)	\$543
	COM requirement : 1/2 yd	
	COM-1	\$559
	Grade A	\$575
	Grade B	\$585
	Grade C	\$596
	Grade D	\$607
	Grade E	\$617
	Grade F	\$628
	Grade G	\$639
4052CLS	Central Locking System - 5" Total Lock Casters	\$1,080
4052CLS3	Central Locking System - 3" casters	\$995
4052CLS5	Central locking system w/5" Directional Lock casters	\$1,075
4000CTB1	CTB 133	\$172
4000DBH	Drainage bag hook-up set of two	\$138
4000FST	Folding side tablet - 10"x13" (thermofoil)	\$329
4000FSTX	Folding side tablet - 10"x17" (thermofoil)	\$357
4000HC-MSG	Heated Seat and Massage	\$1,283
4000HSL-NM	Heated seat and Lumbar -all recliners excluding 25M	\$1,019
4000IVR	Freestanding IV Pole on caster base	\$643
4000PBS	Soft grip covered tubular steel push bar	\$136
4000PFT	Profile tablet - 14" x 19" (thermofoil)	\$582
4000PFTX	Profile tablet - 15" x 21.5" (thermofoil)	\$635
4000RHH	Restraint strap hook-up set of two	\$138
4000RMT	Removable adjustable feeding tray (laminated)	\$407
4000SFS	Convolutd Foam Seat	\$137
4000SLK1	Speed lock braking system w/1 pedal	\$386
4000SST	Self storing-adjustable feeding tray (laminated)	\$446
4000SWT	Swiveling side tablet - 10"x13" (thermofoil)	\$231
4000SWTX	Swiveling side tablet with 10"x17" (thermofoil)	\$246
4000XMB1	Seat moisture barrier. (Single Seat)	\$93
4000XTH	Oxygen tank holder	\$137

Recliners



Care 615-53 Glider sleeper recliner

The glider sleeper features independent foot rest and back reclining motions. The foot rest is actuated by an outside lever while the back, actuated by a recessed finger pull, can be locked into an infinite number of positions between upright and sleeping position. *note* this recliner does not lock the gliding with partial recline. Arm caps available as upholstered or wooden in one of eight standard stain colors.

Dimensions: 47"h ~ 32"w ~ 39"/76"d ~ 20"sh

COM requirement : 7 yds each w/o repeats.

COM-1	\$3,956
Grade A	\$4,180
Grade B	\$4,320
Grade C	\$4,467
Grade D	\$4,621
Grade E	\$4,768
Grade F	\$4,922
Grade G	\$5,069

Options

4000CWF	Custom wood finish per color - NET	\$250
4615PEA	Polyester arm caps in one of 20 standard colors	\$173

Accessories

4000FAR	Folding arm (must be at opposite side of actuation hardware, if present) COM requirement : 1/2 yd	\$543
	COM-1	\$559
	Grade A	\$575
	Grade B	\$585
	Grade C	\$596
	Grade D	\$607
	Grade E	\$617
	Grade F	\$628
	Grade G	\$639
4000CFR5	Continuous Footrest (-51 through -53)	\$236
4053CLS	Central Locking System - 5" Total Lock Casters	\$1,129
4053CLS3	Central Locking System - 3" casters	\$1,067
4053CLS5	Central Locking Caster Base 5" Directional Lock	\$1,124
4000CTB1	CTB 133	\$172
4000DBH	Drainage bag hook-up set of two	\$138
4000FST	Folding side tablet - 10"x13" (thermofoil)	\$329
4000FSTX	Folding side tablet - 10"x17" (thermofoil)	\$357
4000HC-MSG	Heated Seat and Massage	\$1,283
4000HSL-NM	Heated seat and Lumbar -all recliners excluding 25M	\$1,019
4000IVR	Freestanding IV Pole on caster base	\$643
4000PBS	Soft grip covered tubular steel push bar	\$136
4000PFT	Profile tablet - 14" x 19" (thermofoil)	\$582
4000PFTX	Profile tablet - 15" x 21.5" (thermofoil)	\$635
4000RHH	Restraint strap hook-up set of two	\$138
4000RMT	Removable adjustable feeding tray (laminated)	\$407
4000SFS	Convuluted Foam Seat	\$126
4000SLK1	Speed lock braking system w/1 pedal	\$386
4000SST	Self storing-adjustable feeding tray (laminated)	\$446
4000SWT	Swiveling side tablet - 10"x13" (thermofoil)	\$231
4000SWTX	Swiveling side tablet with 10"x17" (thermofoil)	\$246
4000XMB1	Seat moisture barrier. (Single Seat)	\$93
4000XTH	Oxygen tank holder	\$137



**426-10
Eastside Push on Arm Recliner**

The Eastside recliner features a synchronized 3-position mechanism that allows a patient to recline by gently pushing on the arms of the chair. The footrest extends automatically as the chair reclines.

Dimensions: 42"h ~ 33"w ~ 33"d / Seat: 18"h ~ 22" d / Reclined 64" d

COM requirement : 8 yds each w/o repeats.

COM-1	\$2,423
Grade A	\$2,679
Grade B	\$2,935
Grade C	\$3,095
Grade D	\$3,263
Grade E	\$3,439
Grade F	\$3,607
Grade G	\$3,783
	\$3,951

Accessories

4000CFR	Continuous Footrest (-10 through -50)	\$122
4000CTB1	CTB 133	\$172
4000DBH	Drainage bag hook-up set of two	\$138
4000IVP	IV Pole and holder attached to chair	\$310
4000IVR	Freestanding IV Pole on caster base	\$643
4000PBS	Soft grip covered tubular steel push bar	\$136
4000RHH	Restraint strap hook-up set of two	\$138
4000SFS	Convuluted Foam Seat	\$126
4000SLK1	Speed lock braking system w/1 pedal	\$386
4000SLK2	Speed lock braking system w/pedal on both sides	\$453
4000XMB1	Seat moisture barrier. (Single Seat)	\$93
4000XTH	Oxygen tank holder	\$137

Options

Base

Standard: (4) Transport Casters

Wooden Legs - one of 8 standard wood finishes

No Charge



**426-15
Eastside Multi-lock Recliner**

The Eastside multilock recliner features an independent footrest and back reclining motion that require a minimum effort to operate. The footrest is actuated by an outside lever while the back is actuated by a recessed fingerpull and can be reclined to an infinite number of positions and locks into each position.

Dimensions: 45"h ~ 32"w ~ 34"d / Seat: 19" h x 22" w / Reclined 70" d

COM requirement : 8 yds each w/o repeats.

COM-1	\$2,937
Grade A	\$3,193
Grade B	\$3,449
Grade C	\$3,609
Grade D	\$3,777
Grade E	\$3,953
Grade F	\$4,121
Grade G	\$4,297
	\$4,465

Accessories

4000CFR	Continuous Footrest (-10 through -50)	\$122
4000CTB1	CTB 133	\$172
4000DBH	Drainage bag hook-up set of two	\$138
4000IVP	IV Pole and holder attached to chair	\$310
4000IVR	Freestanding IV Pole on caster base	\$643
4000PBS	Soft grip covered tubular steel push bar	\$136
4000RHH	Restraint strap hook-up set of two	\$138
4000SFS	Convuluted Foam Seat	\$126
4000SLK1	Speed lock braking system w/1 pedal	\$386
4000SLK2	Speed lock braking system w/pedal on both sides	\$453
4000XMB1	Seat moisture barrier. (Single Seat)	\$93
4000XTH	Oxygen tank holder	\$137

Options

Base

Standard: (4) Transport Casters

Wooden Legs - one of 8 standard wood finishes

No Charge



**426-20
Eastside Wallsaver Recliner**

The Eastside wallsaver recliner features 3 positions. The first reclined position is actuated by pulling the footrest lever, and the fully reclined position is reached by pushing on the arms. As the chair reclines, it moves forward to avoid contact with anything behind it.

Dimensions: 43"h ~ 33"w ~ 35"d / Seat: 19" h ~ 23"w / Reclined 66" d

COM requirement : 8 yds each w/o repeats.

COM-1	\$2,918
Grade A	\$3,174
Grade B	\$3,334
Grade C	\$3,502
Grade D	\$3,678
Grade E	\$3,846
Grade F	\$4,022
Grade G	\$4,190

Accessories

4000CFR	Continuous Footrest (-10 through -50)	\$122
4000CTB1	CTB 133	\$172
4000DBH	Drainage bag hook-up set of two	\$138
4000IVP	IV Pole and holder attached to chair	\$310
4000IVR	Freestanding IV Pole on caster base	\$643
4000PBS	Soft grip covered tubular steel push bar	\$136
4000RHH	Restraint strap hook-up set of two	\$138
4000SFS	Convolutd Foam Seat	\$126
4000SLK1	Speed lock braking system w/1 pedal	\$386
4000SLK2	Speed lock braking system w/pedal on both sides	\$453
4000XMB1	Seat moisture barrier. (Single Seat)	\$93
4000XTH	Oxygen tank holder	\$137

Options

Base

Standard: Stationary Base

4000CST20	Two swivel locking rear and two fixed front casters	\$299
-----------	---	-------



**426-20M
Eastside Motorized Wallsaver Recliner**

The Eastside motorized wallsaver recliner features a motorized mechanism with 3-reclined positions and a lift up feature. As the chair reclines, it moves forward making it possible to place the recliner close to any vertical surface behind it, and save precious space.

Dimensions: 45"h ~ 34"w ~ 35.5"d / Seat: 19" h ~ 24"w / Reclined 66" d

COM requirement : 8 yds each w/o repeats.

COM-1	\$3,620
Grade A	\$3,876
Grade B	\$4,132
Grade C	\$4,292
Grade D	\$4,460
Grade E	\$4,636
Grade F	\$4,804
Grade G	\$4,980
	\$5,148


Options

Base

Standard: Stationary Base	
4000CST20M Two swivel locking rear and two fixed front casters	\$308

Accessories

4000CFR	Continuous Footrest (-10 through -50)	\$122
4000CTB1	CTB 133	\$172
4000DBH	Drainage bag hook-up set of two	\$138
4000IVP	IV Pole and holder attached to chair	\$310
4000IVR	Freestanding IV Pole on caster base	\$643
4000PBS	Soft grip covered tubular steel push bar	\$136
4000RHH	Restraint strap hook-up set of two	\$138
4000SFS	Convolutd Foam Seat	\$126
4000SLK1	Speed lock braking system w/1 pedal	\$386
4000SLK2	Speed lock braking system w/pedal on both sides	\$453
4000XMB1	Seat moisture barrier. (Single Seat)	\$93
4000XTH	Oxygen tank holder	\$137



**426-35
Eastside Glider Recliner**

The Eastside Glider Recliner features three positions. In the upright position it glides, and as it starts reclining, the gliding automatically stops. The first reclined position is accessed by pulling the footrest lever, and the fully reclined position is reached by pushing on the arms. Caster option is available.

Dimensions: 42"h ~ 33"w ~ 33"d / Seat: 18"h ~ 22" d / Reclined 64" d

COM requirement : 8 yds each w/o repeats.

COM-1	\$2,912
Grade A	\$3,136
Grade B	\$3,360
Grade C	\$3,500
Grade D	\$3,647
Grade E	\$3,801
Grade F	\$3,948
Grade G	\$4,102
	\$4,249

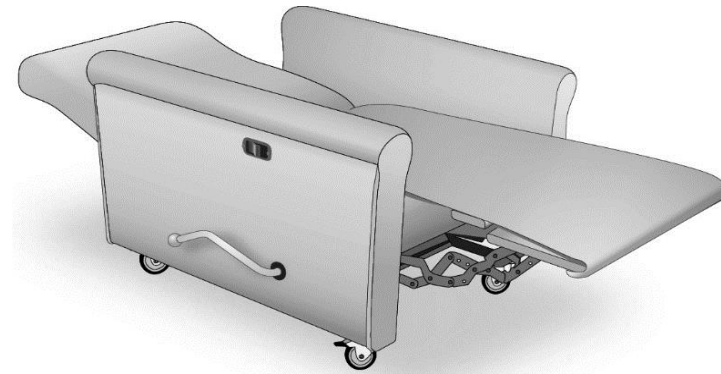
Accessories

4000CFR	Continuous Footrest (-10 through -50)	\$122
4000CTB1	CTB 133	\$172
4000DBH	Drainage bag hook-up set of two	\$138
4000IVR	Freestanding IV Pole on caster base	\$643
4000PBS	Soft grip covered tubular steel push bar	\$136
4000RHH	Restraint strap hook-up set of two	\$138
4000SFS	Convolved Foam Seat	\$126
4000XMB1	Seat moisture barrier. (Single Seat)	\$93
4000XTH	Oxygen tank holder	\$137

Options

Base

4000CST35	Two swivel locking rear and two fixed front casters	\$285
4000CST35/4	Four swivel locking casters	\$300



**426-51
Eastside Sleeper Recliner**

The Eastside Sleeper Recliner features independent foot rest and back reclining motions that require a minimum effort to operate. The independent foot rest is actuated by an outside lever while the back, actuated by a recessed finger pull, can be reclined to an infinite number of positions including a flat position, and it locks on each position. Four transport grade swivel-locking casters.

Dimensions: 42"h ~ 33"w ~ 33"d / Seat: 18"h ~ 22" d / Reclined 64" d

COM requirement : 8 yds each w/o repeats.

COM-1	\$3,103
Grade A	\$3,391
Grade B	\$3,679
Grade C	\$3,859
Grade D	\$4,048
Grade E	\$4,246
Grade F	\$4,435
Grade G	\$4,633
	\$4,822

Options

Base

Standard: (4) Transport Casters

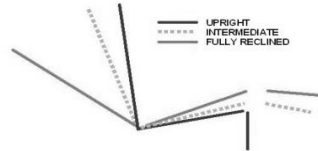
Wooden Legs - one of 8 standard wood finishes

No Charge

Accessories

4000CFR5	Continuous Footrest (-51 through -53)	\$236
4000CTB1	CTB 133	\$172
4000DBH	Drainage bag hook-up set of two	\$138
4000IVR	Freestanding IV Pole on caster base	\$643
4000PBS	Soft grip covered tubular steel push bar	\$136
4000RHH	Restraint strap hook-up set of two	\$138
4000SFS	Convolutd Foam Seat	\$126
4000XMB1	Seat moisture barrier. (Single Seat)	\$93
4000XTH	Oxygen tank holder	\$137

Recliners



Kangaroo 623-10 Push on the arm

The Kangaroo push on the arm recliner features a synchronized 3-position mechanism that allows a patient to recline by gently pushing on the arms of the chair. The foot rest extends automatically as the chair reclines. It is the simplest of all of our reclining mechanisms because it has no actuators (levers or finger pulls) and requires the least amount of exertion. Standard with upholstered arm caps. Four transport grade casters.

Dimensions: 45"h ~ 31"w ~ 36"/68d / Seat: 19"h ~ 24"w

COM requirement : 9 yds each w/o repeats.

COM-1	\$3,267
Grade A	\$3,555
Grade B	\$3,843
Grade C	\$4,023
Grade D	\$4,212
Grade E	\$4,410
Grade F	\$4,599
Grade G	\$4,797
	\$4,986

Options

Arm Caps


4623MPA	Maple arm caps in one of 8 standard finishes	\$171
4623PEA	Polyester arm caps in one of 20 standard colors	\$168
4623URA	Urethane arm caps in one of 46 standard colors	\$526

Bumpers

4623MPB	Maple bumpers in one of 8 standard finishes	\$165
4623ACB	Acrovyn bumpers in one of 5 stock colors	\$447
4623NSB	Acrovyn bumpers in non-stock color	\$660

Accessories

4000FAR	Folding arm (must be at opposite side of actuation hardware, if present) COM requirement : 1/2 yd	\$543
	COM-1	\$559
	Grade A	\$575
	Grade B	\$585
	Grade C	\$596
	Grade D	\$607
	Grade E	\$617
	Grade F	\$628
	Grade G	\$639
4000CFR	Continuous Footrest (-10 through -50)	\$122
4015CLS3	Central Locking Caster System - 3" Casters	\$899
4000DBH	Drainage bag hook-up set of two	\$138
4000FST	Folding side tablet - 10"x13" (thermofoil)	\$329
4000FSTX	Folding side tablet - 10"x17" (thermofoil)	\$357
4000IVP	IV Pole and holder attached to chair	\$310
4000IVR	Freestanding IV Pole on caster base	\$643
4000PFT	Profile tablet - 14" x 19" (thermofoil)	\$582
4000PFTX	Profile tablet - 15" x 21.5" (thermofoil)	\$635
4000RHH	Restraint strap hook-up set of two	\$138
4000RMT	Removable adjustable feeding tray (laminated)	\$407
4000SFS	Convuluted Foam Seat	\$126
4000SLK1	Speed lock braking system w/1 pedal	\$386
4000SLK2	Speed lock braking system w/pedal on both sides	\$453
4000SST	Self storing-adjustable feeding tray (laminated)	\$446
4000SWT	Swiveling side tablet - 10"x13" (thermofoil)	\$231
4000SWTX	Swiveling side tablet with 10"x17" (thermofoil)	\$246
4000XMB1	Seat moisture barrier. (Single Seat)	\$93
4000XTH	Oxygen tank holder	\$137
4023CTB	CTB 133	\$200
4023PBS	Soft grip tubular steel push bar.	\$189



Kangaroo 623-15 Multi-Lock

The Kangaroo multi-lock recliner features independent foot rest and back reclining motions that require a minimum effort to operate. The independent foot rest is actuated by an outside lever while the back, actuated by a recessed finger pull, can be locked into an infinite number of positions between upright and fully reclined. Standard with upholstered arm caps. Four transport grade casters.

Dimensions: 47"h ~ 30"w ~ 39"/69"d / Seat: 19"h ~ 22"w ~ 20.5" d

COM requirement : 9 yds each w/o repeats.

COM-1	\$3,570
Grade A	\$3,858
Grade B	\$4,146
Grade C	\$4,326
Grade D	\$4,515
Grade E	\$4,713
Grade F	\$4,902
Grade G	\$5,100
	\$5,289

Options

Arm Caps

4623MPA	Maple arm caps in one of 8 standard finishes	\$171
4623PEA	Polyester arm caps in one of 20 standard colors	\$168
4623URA	Urethane arm caps in one of 46 standard colors	\$526

Bumpers

4623MPB	Maple bumpers in one of 8 standard finishes	\$165
4623ACB	Acrovyn bumpers in one of 5 stock colors	\$447
4623NSB	Acrovyn bumpers in non-stock color	\$660

Recliners

4000FAR	Folding arm (must be at opposite side of actuation hardware, if present)	
	COM requirement : 1/2 yd	\$543
	COM-1	\$559
	Grade A	\$575
	Grade B	\$585
	Grade C	\$596
	Grade D	\$607
	Grade E	\$617
	Grade F	\$628
	Grade G	\$639

Accessories

4000CFR	Continuous Footrest (-10 through -50)	\$122
4015CLS3	Central Locking Caster System - 3" Casters	\$899
4000DBH	Drainage bag hook-up set of two	\$138
4000FST	Folding side tablet - 10"x13" (thermofoil)	\$329
4000FSTX	Folding side tablet - 10"x17" (thermofoil)	\$357
4000IVP	IV Pole and holder attached to chair	\$310
4000IVR	Freestanding IV Pole on caster base	\$643
4000PFT	Profile tablet - 14" x 19" (thermofoil)	\$582
4000PFTX	Profile tablet - 15" x 21.5" (thermofoil)	\$635
4000RHH	Restraint strap hook-up set of two	\$138
4000RMT	Removable adjustable feeding tray (lamine)	\$407
4000SFS	Convolute Foam Seat	\$126
4000SLK1	Speed lock braking system w/1 pedal	\$386
4000SLK2	Speed lock braking system w/pedal on both sides	\$453
4000SST	Self storing-adjustable feeding tray (lamine)	\$446
4000SWT	Swiveling side tablet - 10"x13" (thermofoil)	\$231
4000SWTX	Swiveling side tablet with 10"x17" (thermofoil)	\$246
4000XMB1	Seat moisture barrier. (Single Seat)	\$93
4000XTH	Oxygen tank holder	\$137
4023CTB	CTB 133	\$200
4023PBS	Soft grip tubular steel push bar.	\$189



Bariatric Kangaroo 623-15-650 Multi-Lock

The Kangaroo multi-lock recliner features independent foot rest and back reclining motions that require a minimum effort to operate. The independent foot rest is actuated by an outside lever while the back, actuated by a recessed finger pull, can be locked into an infinite number of positions between upright and fully reclined. Standard with upholstered arm caps. Six transport grade casters. 650 lbs capacity

Dimensions: 47"h ~ 36"w ~ 39"/69"d / Seat: 19" h ~ 28" w

COM requirement : 10 yds each w/o repeats.

COM-1	\$4,165
Grade A	\$4,485
Grade B	\$4,805
Grade C	\$5,005
Grade D	\$5,215
Grade E	\$5,435
Grade F	\$5,645
Grade G	\$5,865
	\$6,075

Options

Arm Caps

4623MPA	Maple arm caps in one of 8 standard finishes	\$171
4623PEA	Polyester arm caps in one of 20 standard colors	\$168
4623URA	Urethane arm caps in one of 46 standard colors	\$526

Bumpers

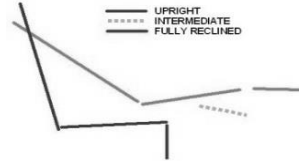
4623MPB	Maple bumpers in one of 8 standard finishes	\$165
4623ACB	Acrovyn bumpers in one of 5 stock colors	\$447
4623NSB	Acrovyn bumpers in non-stock color	\$660

Recliners

4000FAR	Folding arm (must be at opposite side of actuation hardware, if present) COM requirement : 1/2 yd	\$543
	COM-1	\$559
	Grade A	\$575
	Grade B	\$585
	Grade C	\$596
	Grade D	\$607
	Grade E	\$617
	Grade F	\$628
	Grade G	\$639

Accessories

4000CFR	Continuous Footrest (-10 through -50)	\$144
4015CLS3	Central Locking Caster System - 3" Casters	\$899
4000DBH	Drainage bag hook-up set of two	\$138
4000FST	Folding side tablet - 10"x13" (thermofoil)	\$329
4000FSTX	Folding side tablet - 10"x17" (thermofoil)	\$357
4000IVP	IV Pole and holder attached to chair	\$310
4000IVR	Freestanding IV Pole on caster base	\$643
4000RHH	Restraint strap hook-up set of two	\$138
4000RMT	Removable adjustable feeding tray (laminated)	\$407
4000SFS	Convuluted Foam Seat	\$149
4000SLK1	Speed lock braking system w/1 pedal	\$386
4000SLK2	Speed lock braking system w/pedal on both sides	\$453
4000SST	Self storing-adjustable feeding tray (laminated)	\$446
4000SWT	Swiveling side tablet - 10"x13" (thermofoil)	\$231
4000SWTX	Swiveling side tablet with 10"x17" (thermofoil)	\$246
4000XMB1	Seat moisture barrier. (Single Seat)	\$93
4000XTH	Oxygen tank holder	\$137
4023CTB	CTB 133	\$200
4023PBS	Soft grip tubular steel push bar.	\$189



Kangaroo 623-20 Wallsaver

The Kangaroo wall saver recliner features three positions. The first reclined position is accessed by pulling the foot rest lever, and the fully reclined position is reached by pushing on the arms. As the chair reclines, it moves forward to avoid contact with anything behind it. Standard with upholstered arm caps. Caster option is available.

Dimensions: 47"h ~ 33"w ~ 39"/69"d / Seat: 19"h ~ 23" w

COM requirement : 9 yds each w/o repeats.

COM-1	\$3,737
Grade A	\$4,025
Grade B	\$4,313
Grade C	\$4,493
Grade D	\$4,682
Grade E	\$4,880
Grade F	\$5,069
Grade G	\$5,267
	\$5,456

Options

Arm Caps

4623MPA	Maple arm caps in one of 8 standard finishes	\$171
4623PEA	Polyester arm caps in one of 20 standard colors	\$168
4623URA	Urethane arm caps in one of 46 standard colors	\$526

Bumpers

4623MPB	Maple bumpers in one of 8 standard finishes	\$165
4623ACB	Acrovyn bumpers in one of 5 stock colors	\$447
4623NSB	Acrovyn bumpers in non-stock color	\$660

Casterbase

4000CST20	Two swivel locking rear and two fixed front casters	\$299
A0114v9		

Recliners

4000FAR	Folding arm (must be at opposite side of actuation hardware, if present) COM requirement : 1/2 yd	\$543
	COM-1	\$559
	Grade A	\$575
	Grade B	\$585
	Grade C	\$596
	Grade D	\$607
	Grade E	\$617
	Grade F	\$628
	Grade G	\$639

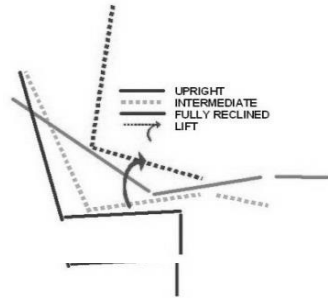
Accessories

4000CFR	Continuous Footrest (-10 through -50)	\$122
4000DBH	Drainage bag hook-up set of two	\$138
4000IVR	Freestanding IV Pole on caster base	\$643
4000RHH	Restraint strap hook-up set of two	\$138
4000SFS	Convuluted Foam Seat	\$126
4000SLK1	Speed lock braking system w/1 pedal	\$386
4000SLK2	Speed lock braking system w/pedal on both sides	\$453
4000XMB1	Seat moisture barrier. (Single Seat)	\$93
4000XTH	Oxygen tank holder	\$137
4023CTB	CTB 133	\$200
4023PBS	Soft grip tubular steel push bar.	\$189

Use the lever to extend the footrest and legs to close.
Closing the footrest using the lever will damage the recliner and void the warranty

Recliners

Accessories



Kangaroo 623-20M Wallsaver with Motorized Lift

Featuring a motorized recliner with multiple reclined positions. The lift feature controlled by a simple hand set will assist weaker patients out of the chair. Standard with upholstered arm caps.

Dimensions: 47"h ~ 34"w ~ 39"/69"d / Seat: 19"h ~ 24"w

COM requirement : 9 yds each w/o repeats.

COM-1	\$3,946
Grade A	\$4,234
Grade B	\$4,522
Grade C	\$4,702
Grade D	\$4,891
Grade E	\$5,089
Grade F	\$5,278
Grade G	\$5,476
	\$5,665

Options

Arm Caps

4623MPA	Maple arm caps in one of 8 standard finishes	\$171
4623PEA	Polyester arm caps in one of 20 standard colors	\$168
4623URA	Urethane arm caps in one of 46 standard colors	\$526

Bumpers

4623MPB	Maple bumpers in one of 8 standard finishes	\$165
4623ACB	Acrovyn bumpers in one of 5 stock colors	\$447
4623NSB	Acrovyn bumpers in non-stock color	\$660

Casterbase

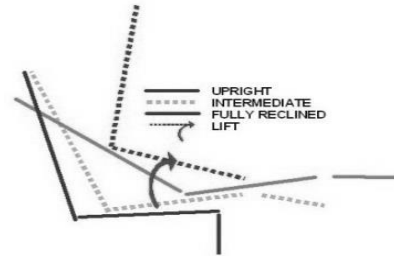
4000CST20	Two swivel locking rear and two fixed front casters	\$299
-----------	---	-------

4000FAR	Folding arm (must be at opposite side of actuation hardware, if present) COM requirement : 1/2 yd	\$543
COM-1		\$559
Grade A		\$575
Grade B		\$585
Grade C		\$596
Grade D		\$607
Grade E		\$617
Grade F		\$628
Grade G		\$639

4000CFR	Continuous Footrest (-10 through -50)	\$122
4000DBH	Drainage bag hook-up set of two	\$138
4000IVR	Freestanding IV Pole on caster base	\$643
4000RHH	Restraint strap hook-up set of two	\$138
4000SFS	Convoluted Foam Seat	\$126
4000SLK1	Speed lock braking system w/1 pedal	\$386
4000SLK2	Speed lock braking system w/pedal on both sides	\$453
4000XMB1	Seat moisture barrier. (Single Seat)	\$93
4000XTH	Oxygen tank holder	\$137
4023CTB	CTB 133	\$200
4023HS3	Heated Seat only	\$1,019
4023PBS	Soft grip tubular steel push bar.	\$189



Images may show options and accessories that are not included in the base price.



Kangaroo 623-25M Motorized trendelenburg

Featuring a motorized recliner with multiple reclined positions, including a flat and trendelenburg position. The lift feature controlled by a simple hand set will assist weaker patients out of the chair. Caster base: two fixed front casters and two swivel-locking rear casters. Standard with upholstered arm caps.

Dimensions: 47"h ~ 30"w ~ 39"/69"d / Seat: 20"h ~ 24"w

COM requirement : 10 yds each w/o repeats.

COM-1	\$5,784
Grade A	\$6,104
Grade B	\$6,424
Grade C	\$6,624
Grade D	\$6,834
Grade E	\$7,054
Grade F	\$7,264
Grade G	\$7,484
	\$7,694

Options

Arm Caps

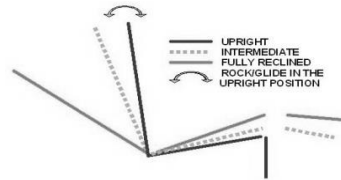
4623MPA	Maple arm caps in one of 8 standard finishes	\$171
4623PEA	Polyester arm caps in one of 20 standard colors	\$168
4623URA	Urethane arm caps in one of 46 standard colors	\$526

Bumpers

4623MPB	Maple bumpers in one of 8 standard finishes	\$165
4623ACB	Acrovyn bumpers in one of 5 stock colors	\$447
4623NSB	Acrovyn bumpers in non-stock color	\$660

Accessories

4000FAR	Folding arm (must be at opposite side of actuation hardware, if present)	
	COM requirement : 1/2 yd	\$543
	COM-1	\$559
	Grade A	\$575
	Grade B	\$585
	Grade C	\$596
	Grade D	\$607
	Grade E	\$617
	Grade F	\$628
	Grade G	\$639
4000CFR	Continuous Footrest (-10 through -50)	\$122
4000DBH	Drainage bag hook-up set of two	\$138
4000DVDH	DVD holder with black ABS tray on arm (no wiring)	\$469
4000DVDS	Black ABS tray on caster base (no wiring)	\$492
4000FST	Folding side tablet - 10"x13" (thermofoil)	\$329
4000FSTX	Folding side tablet - 10"x17" (thermofoil)	\$357
4000IVP	IV Pole and holder attached to chair	\$310
4000IVR	Freestanding IV Pole on caster base	\$643
4000PFT	Profile tablet - 14" x 19" (thermofoil)	\$582
4000PFTX	Profile tablet - 15" x 21.5" (thermofoil)	\$635
4000RHH	Restraint strap hook-up set of two	\$138
4000RMT	Removable adjustable feeding tray (laminare)	\$407
4000SFS	Convolved Foam Seat	\$126
4000SST	Self storing-adjustable feeding tray (laminare)	\$446
4000SWT	Swiveling side tablet - 10"x13" (thermofoil)	\$231
4000SWTX	Swiveling side tablet with 10"x17" (thermofoil)	\$246
4000TVE	12V DVD extension	\$84
4000TVH	TV/DVD mount on arm (no wiring)	\$581
4000TVS	Stand on caster base with TV/DVD mount (no wiring)	\$669
4000XMB1	Seat moisture barrier. (Single Seat)	\$93
4000XTH	Oxygen tank holder	\$137
4023CTB	CTB 133	\$200
4023PBS	Soft grip tubular steel push bar.	\$189



Kangaroo 623-30

The Kangaroo rocker recliner features three positions. In the upright position it rocks, and as it starts reclining, the rocking automatically stops. The first reclined position is accessed by pulling the foot rest lever, and the fully reclined position is reached by pushing on the arms. Standard with upholstered arm caps. Caster option is available.

Dimensions: 45"h ~ 33"w ~ 39"/69"d / Seat: 19"h ~ 23"w

COM requirement : 9 yds each w/o repeats.

COM-1	\$3,549
Grade A	\$3,837
Grade B	\$4,125
Grade C	\$4,305
Grade D	\$4,494
Grade E	\$4,692
Grade F	\$4,881
Grade G	\$5,079
	\$5,268

Options

Arm Caps

4623MPA	Maple arm caps in one of 8 standard finishes	\$171
4623PEA	Polyester arm caps in one of 20 standard colors	\$168
4623URA	Urethane arm caps in one of 46 standard colors	\$526

Bumpers

4623MPB	Maple bumpers in one of 8 standard finishes	\$165
4623ACB	Acrovyn bumpers in one of 5 stock colors	\$447
4623NSB	Acrovyn bumpers in non-stock color	\$660

Casterbase

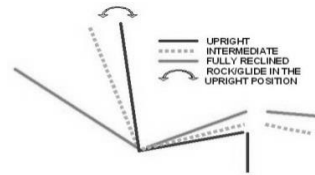
4000CST30	Two swivel locking rear and two fixed front casters	\$300
A0114v9		

Recliners

4000FAR	Folding arm (must be at opposite side of actuation hardware, if present) COM requirement : 1/2 yd	\$543
	COM-1	\$559
	Grade A	\$575
	Grade B	\$585
	Grade C	\$596
	Grade D	\$607
	Grade E	\$617
	Grade F	\$628
	Grade G	\$639
4000CFR	Continuous Footrest (-10 through -50)	\$122
4000DBH	Drainage bag hook-up set of two	\$138
4000FST	Folding side tablet - 10"x13" (thermofoil)	\$329
4000FSTX	Folding side tablet - 10"x17" (thermofoil)	\$357
4000IVP	IV Pole and holder attached to chair	\$310
4000IVR	Freestanding IV Pole on caster base	\$643
4000RHH	Restraint strap hook-up set of two	\$138
4000RMT	Removable adjustable feeding tray (laminated)	\$407
4000SFS	Convuluted Foam Seat	\$126
4000SLK1	Speed lock braking system w/1 pedal	\$386
4000SLK2	Speed lock braking system w/pedal on both sides	\$453
4000SST	Self storing-adjustable feeding tray (laminated)	\$446
4000SWT	Swiveling side tablet - 10"x13" (thermofoil)	\$231
4000SWTX	Swiveling side tablet with 10"x17" (thermofoil)	\$246
4000XMB1	Seat moisture barrier. (Single Seat)	\$93
4000XTH	Oxygen tank holder	\$137
4023CTB	CTB 133	\$200
4023PBS	Soft grip tubular steel push bar.	\$189

Accessories

Use the lever to extend the footrest and legs to close.
Closing the footrest using the lever will damage the recliner and void the warranty



Kangaroo 623-35 Glider recliner

The Kangaroo glider recliner features three positions. In the upright position it glides, and as it starts reclining, the gliding automatically stops. The first reclined position is accessed by pulling the foot rest lever, and the fully reclined position is reached by pushing on the arms. Standard with upholstered arms. Caster option is available.

Dimensions: 45"h ~ 33" ~ x 38"/69"d / Seat: 19" h ~ 23" w

COM requirement : 9 yds each w/o repeats.	\$3,829
COM-1	\$4,117
Grade A	\$4,405
Grade B	\$4,585
Grade C	\$4,774
Grade D	\$4,972
Grade E	\$5,161
Grade F	\$5,359
Grade G	\$5,548

Options

4623MPA	Maple arm caps in one of 8 standard finishes	\$171
4623PEA	Polyester arm caps in one of 20 standard colors	\$168
4623URA	Urethane arm caps in one of 46 standard colors	\$526
Bumpers		
4623MPB	Maple bumpers in one of 8 standard finishes	\$165
4623ACB	Acrovyn bumpers in one of 5 stock colors	\$447
4623NSB	Acrovyn bumpers in non-stock color	\$660

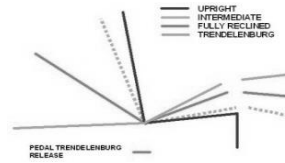
Casterbase

4000CST35	Two swivel locking rear and two fixed front casters	\$285
4000CST35/-	Four swivel locking casters	\$300
A0114v9		

Recliners

	Accessories	
4000FAR	Folding arm (must be at opposite side of actuation hardware, if present) COM requirement : 1/2 yd	\$543
	COM-1	\$559
	Grade A	\$575
	Grade B	\$585
	Grade C	\$596
	Grade D	\$607
	Grade E	\$617
	Grade F	\$628
	Grade G	\$639
4000CFR	Continuous Footrest (-10 through -50)	\$122
4000DBH	Drainage bag hook-up set of two	\$138
4000FST	Folding side tablet - 10"x13" (thermofoil)	\$329
4000FSTX	Folding side tablet - 10"x17" (thermofoil)	\$357
4000IVP	IV Pole and holder attached to chair	\$310
4000IVR	Freestanding IV Pole on caster base	\$643
4000RHH	Restraint strap hook-up set of two	\$138
4000RMT	Removable adjustable feeding tray (laminated)	\$407
4000SFS	Convuluted Foam Seat	\$126
4000SLK1	Speed lock braking system w/1 pedal	\$386
4000SLK2	Speed lock braking system w/pedal on both sides	\$453
4000SST	Self storing-adjustable feeding tray (laminated)	\$446
4000SWT	Swiveling side tablet - 10"x13" (thermofoil)	\$231
4000SWTX	Swiveling side tablet with 10"x17" (thermofoil)	\$246
4000XMB1	Seat moisture barrier. (Single Seat)	\$93
4000XTH	Oxygen tank holder	\$137
4023CTB	CTB 133	\$200
4023PBS	Soft grip tubular steel push bar.	\$189

Use the lever to extend the footrest and legs to close.
Closing the footrest using the lever will damage the recliner and void the warranty



Kangaroo 623-45 foot pedal released trendelenburg

A "push on the arm" recliner with a foot pedal release that allows the back rest to smoothly reach the Trendelenburg position. Weight capacity is 350 lbs. Standard with upholstered arm caps. Four transport grade casters.

Dimensions: 50"h ~ 34"w ~ 38"/78"d / Seat: 19"h ~ 24" w

COM requirement : 9 yds each w/o repeats.

COM-1	\$3,439
Grade A	\$3,727
Grade B	\$4,015
Grade C	\$4,195
Grade D	\$4,384
Grade E	\$4,582
Grade F	\$4,771
Grade G	\$4,969
	\$5,158

Options

Arm Caps

4623MPA	Maple arm caps in one of 8 standard finishes	\$171
4623PEA	Polyester arm caps in one of 20 standard colors	\$168
4623URA	Urethane arm caps in one of 46 standard colors	\$526

Bumpers

4623MPB	Maple bumpers in one of 8 standard finishes	\$165
4623ACB	Acrovyn bumpers in one of 5 stock colors	\$447
4623NSB	Acrovyn bumpers in non-stock color	\$660

Recliners

4000FAR

Folding arm (must be at opposite side of actuation hardware, if present)

COM requirement : 1/2 yd

COM-1

Grade A

Grade B

Grade C

Grade D

Grade E

Grade F

Grade G

\$543

\$559

\$575

\$585

\$596

\$607

\$617

\$628

\$639

Accessories

4000CFR

Continuous Footrest (-10 through -50)

\$122

4000DBH

Drainage bag hook-up set of two

\$138

4000FST

Folding side tablet - 10"x13" (thermofoil)

\$329

4000FSTX

Folding side tablet - 10"x17" (thermofoil)

\$357

4000IVP

IV Pole and holder attached to chair

\$310

4000IVR

Freestanding IV Pole on caster base

\$643

4000RHH

Restraint strap hook-up set of two

\$138

4000RMT

Removable adjustable feeding tray (lamine)

\$407

4000SFS

Convolutd Foam Seat

\$126

4000SLK1

Speed lock braking system w/1 pedal

\$386

4000SLK2

Speed lock braking system w/pedal on both sides

\$453

4000SPT2

Swivel Profile tablet - 14" x 19" (thermofoil) (614, 615, 623)

\$606

4000SST

Self storing-adjustable feeding tray (lamine)

\$446

4000SWT

Swiveling side tablet - 10"x13" (thermofoil)

\$231

4000SWTX

Swiveling side tablet with 10"x17" (thermofoil)

\$246

4000XMB1

Seat moisture barrier. (Single Seat)

\$93

4000XTH

Oxygen tank holder

\$137

4023CTB

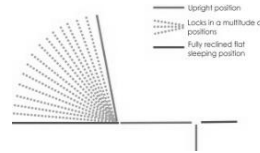
CTB 133

\$200

4023PBS

Soft grip tubular steel push bar.

\$189



Kangaroo 623-51 Sleeper recliner

The Kangaroo sleeper recliner features independent foot rest and back reclining motions that require a minimum effort to operate. The independent foot rest is actuated by an outside lever while the back, actuated by a recessed finger pull, can be reclined to an infinite number of positions a flat including a flat position, and it locks on each position. Fire retardant CTB117 Ultracell polyfoam and fiber with coil springs in seat cushion. Standard with upholstered arm caps. Four transport grade swivel-locking casters.

Dimensions: 47"h ~ 32"w ~ 39"/76"d / Seat: 19"h ~ 24"w

COM requirement : 9 yds each w/o repeats.

COM-1	\$3,692
Grade A	\$3,980
Grade B	\$4,268
Grade C	\$4,448
Grade D	\$4,637
Grade E	\$4,835
Grade F	\$5,024
Grade G	\$5,222
	\$5,411

Arm Caps

4623MPA	Maple arm caps in one of 8 standard finishes	\$171
4623PEA	Polyester arm caps in one of 20 standard colors	\$168
4623URA	Urethane arm caps in one of 46 standard colors	\$526

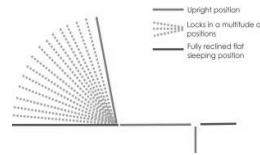
Options

4623MPB	Maple bumpers in one of 8 standard finishes	\$165
4623ACB	Acrovyn bumpers in one of 5 stock colors	\$447
4623NSB	Acrovyn bumpers in non-stock color	\$660

Accessories

4000FAR	Folding arm (must be at opposite side of actuation hardware, if present)	
	COM requirement : 1/2 yd	\$543
	COM-1	\$559
	Grade A	\$575
	Grade B	\$585
	Grade C	\$596
	Grade D	\$607
	Grade E	\$617
	Grade F	\$628
	Grade G	\$639

4000CFR5	Continuous Footrest (-51 through -53)	\$236
4051CLS	Central Locking System - 5" Total Lock Casters	\$1,169
4051CLS3	Central Locking System - 3" casters	\$1,107
4051CLS5	Central locking system w/5" Directional Lock casters	\$1,164
4000DBH	Drainage bag hook-up set of two	\$138
4000FST	Folding side tablet - 10"x13" (thermofoil)	\$329
4000FSTX	Folding side tablet - 10"x17" (thermofoil)	\$357
4000IVP	IV Pole and holder attached to chair	\$310
4000IVR	Freestanding IV Pole on caster base	\$643
4000RHH	Restraint strap hook-up set of two	\$138
4000RMT	Removable adjustable feeding tray (laminated)	\$407
4000SFS	Convuluted Foam Seat	\$126
4000SLK1	Speed lock braking system w/1 pedal	\$386
4000SLK2	Speed lock braking system w/pedal on both sides	\$453
4000SST	Self storing-adjustable feeding tray (laminated)	\$446
4000SWT	Swiveling side tablet - 10"x13" (thermofoil)	\$231
4000SWTX	Swiveling side tablet with 10"x17" (thermofoil)	\$246
4000XMB1	Seat moisture barrier. (Single Seat)	\$93
4000XTH	Oxygen tank holder	\$137
4023CTB	CTB 133	\$200
4023PBS	Soft grip tubular steel push bar.	\$189



Images may show options and accessories that are not included in the base price.

Kangaroo 623-51-500 Sleeper recliner

The Kangaroo sleeper recliner features independent foot rest and back reclining motions that require a minimum effort to operate. The independent foot rest is actuated by an outside lever while the back, actuated by a recessed finger pull, can be reclined to an infinite number of positions a flat including a flat position, and it locks on each position. Fire retardant CTB117 Ultracell polyfoam and fiber with coil springs in seat cushion. Standard with upholstered arm caps. Four transport grade swivel-locking casters. 500 lbs capacity

Dimensions: 47"h ~ 32"w ~ 39"/76"d / Seat: 19"h ~ 24"w

COM requirement : 9 yds each w/o repeats.

COM-1	\$4,304
Grade A	\$4,592
Grade B	\$4,880
Grade C	\$5,060
Grade D	\$5,249
Grade E	\$5,447
Grade F	\$5,636
Grade G	\$5,834
	\$6,023

Arm Caps

4623MPA	Maple arm caps in one of 8 standard finishes	\$171
4623PEA	Polyester arm caps in one of 20 standard colors	\$168
4623URA	Urethane arm caps in one of 46 standard colors	\$526

4000FAR

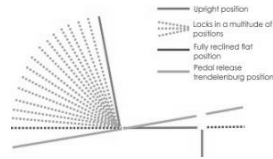
Folding arm (must be at opposite side of actuation hardware, if present)	\$543
COM requirement : 1/2 yd	
COM-1	\$559
Grade A	\$575
Grade B	\$585
Grade C	\$596
Grade D	\$607
Grade E	\$617
Grade F	\$628
Grade G	\$639

Accessories

4000CFR5	Continuous Footrest (-51 through -53)	\$236
4051CLS	Central Locking System - 5" Total Lock Casters	\$1,169
4051CLS3	Central Locking System - 3" casters	\$1,107
4051CLS5	Central locking system w/5" Directional Lock casters	\$1,164
4000DBH	Drainage bag hook-up set of two	\$138
4000FST	Folding side tablet - 10"x13" (thermofoil)	\$329
4000FSTX	Folding side tablet - 10"x17" (thermofoil)	\$357
4000IVP	IV Pole and holder attached to chair	\$310
4000IVR	Freestanding IV Pole on caster base	\$643
4000RHH	Restraint strap hook-up set of two	\$138
4000RMT	Removable adjustable feeding tray (laminated)	\$407
4000SFS	Convuluted Foam Seat	\$137
4000SLK1	Speed lock braking system w/1 pedal	\$386
4000SLK2	Speed lock braking system w/pedal on both sides	\$453
4000SST	Self storing-adjustable feeding tray (laminated)	\$446
4000SWT	Swiveling side tablet - 10"x13" (thermofoil)	\$231
4000SWTX	Swiveling side tablet with 10"x17" (thermofoil)	\$246
4000XMB1	Seat moisture barrier. (Single Seat)	\$93
4000XTH	Oxygen tank holder	\$137
4023CTB	CTB 133	\$200
Optic 4023PBS	Soft grip tubular steel push bar.	\$189

Bumpers

4623MPB	Maple bumpers in one of 8 standard finishes	\$165
4623ACB	Acrovyn bumpers in one of 5 stock colors	\$447
4623NSB	Acrovyn bumpers in non-stock color	\$660



Kangaroo 623-52 sleeper recliner with trendelenburg

The Kangaroo sleeper recliner features independent foot rest and back reclining motions that require a minimum effort to operate. The independent foot rest is actuated by an outside lever while the back, actuated by a recessed finger pull, can be locked into an infinite number of positions between upright and a flat sleeping position. The trendelenburg position is activated with the foot pedal on each side of chair. Standard with upholstered arm caps. Caster base with four swivel-locking casters.

Dimensions: 47"h ~ 33"w ~ 40"/76"d / Seat: 19"h ~ 24"w

COM requirement : 9 yds each w/o repeats.

COM-1	\$4,001
Grade A	\$4,289
Grade B	\$4,577
Grade C	\$4,757
Grade D	\$4,946
Grade E	\$5,144
Grade F	\$5,333
Grade G	\$5,531
	\$5,720

Arm Caps

4623MPA	Maple arm caps in one of 8 standard finishes	\$171
4623PEA	Polyester arm caps in one of 20 standard colors	\$168
4623URA	Urethane arm caps in one of 46 standard colors	\$526

A0114v9

Recliners

4000FAR	Folding arm (must be at opposite side of actuation hardware, if present) COM requirement : 1/2 yd	\$543
	COM-1	\$559
	Grade A	\$575
	Grade B	\$585
	Grade C	\$596
	Grade D	\$607
	Grade E	\$617
	Grade F	\$628
	Grade G	\$639

Accessories

4000CFR5	Continuous Footrest (-51 through -53)	\$236
4052CLS	Central Locking System - 5" Total Lock Casters	\$1,080
4052CLS3	Central Locking System - 3" casters	\$995
4052CLS5	Central locking system w/5" Directional Lock casters	\$1,075
4000DBH	Drainage bag hook-up set of two	\$138
4000FST	Folding side tablet - 10"x13" (thermofoil)	\$329
4000FSTX	Folding side tablet - 10"x17" (thermofoil)	\$357
4000IVP	IV Pole and holder attached to chair	\$310
4000IVR	Freestanding IV Pole on caster base	\$643
4000PFT	Profile tablet - 14" x 19" (thermofoil)	\$582
4000PFTX	Profile tablet - 15" x 21.5" (thermofoil)	\$635
4000RFT	Rolling Foot Tray	\$332
4000RHH	Restraint strap hook-up set of two	\$138
4000RMT	Removable adjustable feeding tray (laminate)	\$407
4000SFS	Convuluted Foam Seat	\$126
4000SLK1	Speed lock braking system w/1 pedal	\$386
4000SST	Self storing-adjustable feeding tray (laminate)	\$446
4000SWT	Swiveling side tablet - 10"x13" (thermofoil)	\$231
4000SWTX	Swiveling side tablet with 10"x17" (thermofoil)	\$246
4000XMB1	Seat moisture barrier. (Single Seat)	\$93
4000XTH	Oxygen tank holder	\$137
4023CTB	CTB 133	\$200
Optic 4023PBS	Soft grip tubular steel push bar.	\$189

Bumpers

4623MPB	Maple bumpers in one of 8 standard finishes	\$165
4623ACB	Acrovyn bumpers in one of 5 stock colors	\$447
4623NSB	Acrovyn bumpers in non-stock color	\$660



Kangaroo 623-53 Glider Sleeper

The glider sleeper features independent foot rest and back reclining motions. The foot rest is actuated by an outside lever while the back, actuated by a recessed finger pull, can be locked into an infinite number of positions between upright and sleeping position. Standard with upholstered arm caps. *NOTE* This recliner does not lock the gliding with partial recline.

Dimensions: 47"h ~ 34"w ~ 40"/76"d / Seat: 20"h ~ 24"w

COM requirement : 9 yds each w/o repeats.	\$	3,914
COM-1	\$	4,202
Grade A	\$	4,490
Grade B	\$	4,670
Grade C	\$	4,859
Grade D	\$	5,057
Grade E	\$	5,246
Grade F	\$	5,444
Grade G	\$	5,633

Options

Arm Caps		
4623MPA	Maple arm caps in one of 8 standard finishes	\$ 171
4623PEA	Polyester arm caps in one of 20 standard colors	\$ 168
4623URA	Urethane arm caps in one of 46 standard colors	\$ 526
Bumpers		
4623MPB	Maple bumpers in one of 8 standard finishes	\$ 165
4623ACB	Acrovyn bumpers in one of 5 stock colors	\$ 447
4623NSB	Acrovyn bumpers in non-stock color	\$ 660

Recliners

4000FAR

Folding arm (must be at opposite side of actuation hardware, if present)

COM requirement : 1/2 yd	\$543
COM-1	\$559
Grade A	\$575
Grade B	\$585
Grade C	\$596
Grade D	\$607
Grade E	\$617
Grade F	\$628
Grade G	\$639

Accessories

4000CFR5	Continuous Footrest (-51 through -53)	\$236
4053CLS	Central Locking System - 5" Total Lock Casters	\$1,129
4053CLS3	Central Locking System - 3" casters	\$1,067
4053CLS5	Central Locking Caster Base 5" Directional Lock	\$1,124
4000DBH	Drainage bag hook-up set of two	\$138
4000FST	Folding side tablet - 10"x13" (thermofoil)	\$329
4000FSTX	Folding side tablet - 10"x17" (thermofoil)	\$357
4000GLO	Glide lockout while in the upright position	\$131
4000IVP	IV Pole and holder attached to chair	\$310
4000IVR	Freestanding IV Pole on caster base	\$643
4000PFT	Profile tablet - 14" x 19" (thermofoil)	\$582
4000PFTX	Profile tablet - 15" x 21.5" (thermofoil)	\$635
4000RFT	Rolling Foot Tray	\$332
4000RHH	Restraint strap hook-up set of two	\$138
4000RMT	Removable adjustable feeding tray (laminate)	\$407
4000SFS	Convuluted Foam Seat	\$126
4000SLK1	Speed lock braking system w/1 pedal	\$386
4000SST	Self storing-adjustable feeding tray (laminate)	\$446
4000SWT	Swiveling side tablet - 10"x13" (thermofoil)	\$231
4000SWTX	Swiveling side tablet with 10"x17" (thermofoil)	\$246
4000XMB1	Seat moisture barrier. (Single Seat)	\$93
4000XTH	Oxygen tank holder	\$137
4023CTB	CTB 133	\$200
4023PBS	Soft grip tubular steel push bar.	\$189



Kangaroo 623-53-500 Glider Sleeper

The glider sleeper features independent foot rest and back reclining motions. The foot rest is actuated by an outside lever while the back, actuated by a recessed finger pull, can be locked into an infinite number of positions between upright and sleeping position. Standard with upholstered arm caps and four (4) transport casters. **500 lb. capacity.** *NOTE* This recliner does not lock the gliding with partial recline.

Dimensions: 47"h ~ 32.25"w ~ 39"/76"d ~ 19"sh 24"sw

COM requirement : 9 yds each w/o repeats.	\$	4,246
COM-1	\$	4,534
Grade A	\$	4,822
Grade B	\$	5,002
Grade C	\$	5,191
Grade D	\$	5,389
Grade E	\$	5,578
Grade F	\$	5,776
Grade G	\$	5,965

Options

Arm Caps		
4623MPA	Maple arm caps in one of 8 standard finishes	\$ 171
4623PEA	Polyester arm caps in one of 20 standard colors	\$ 168
4623URA	Urethane arm caps in one of 46 standard colors	\$ 526
Bumpers		
4623MPB	Maple bumpers in one of 8 standard finishes	\$ 165
4623ACB	Acrovyn bumpers in one of 5 stock colors	\$ 447
4623NSB	Acrovyn bumpers in non-stock color	\$ 660

Recliners

4000FAR

Folding arm (must be at opposite side of actuation hardware, if present)

COM requirement : 1/2 yd

COM-1

Grade A

Grade B

Grade C

Grade D

Grade E

Grade F

Grade G

\$543

\$559

\$575

\$585

\$596

\$607

\$617

\$628

\$639

Accessories

4000CFR5

Continuous Footrest (-51 through -53)

\$236

4053CLS

Central Locking System - 5" Total Lock Casters

\$1,129

4053CLS3

Central Locking System - 3" casters

\$1,067

4053CLS5

Central Locking Caster Base 5" Directional Lock

\$1,124

4000DBH

Drainage bag hook-up set of two

\$138

4000FST

Folding side tablet - 10"x13" (thermofoil)

\$329

4000FSTX

Folding side tablet - 10"x17" (thermofoil)

\$357

4000GLO

Glide lockout while in the upright position

\$131

4000IVP

IV Pole and holder attached to chair

\$310

4000IVR

Freestanding IV Pole on caster base

\$643

4000PFT

Profile tablet - 14" x 19" (thermofoil)

\$582

4000PFTX

Profile tablet - 15" x 21.5" (thermofoil)

\$635

4000RHH

Restraint strap hook-up set of two

\$138

4000RMT

Removable adjustable feeding tray (laminated)

\$407

4000SFS

Convuluted Foam Seat

\$126

4000SLK1

Speed lock braking system w/1 pedal

\$386

4000SST

Self storing-adjustable feeding tray (laminated)

\$446

4000SWT

Swiveling side tablet - 10"x13" (thermofoil)

\$231

4000SWTX

Swiveling side tablet with 10"x17" (thermofoil)

\$246

4000XMB1

Seat moisture barrier. (Single Seat)

\$93

4000XTH

Oxygen tank holder

\$137

4023CTB


CTB 133

\$200

4023PBS

Soft grip tubular steel push bar.

\$189



Kangaroo 623-60 Rocker/Glider

The Kangaroo rocker glider does not recline. Smaller in scale than the recliners, the Kangaroo rocker glider fits in tighter spaces. Standard with upholstered arm caps. Optional caster base.

Dimensions: 46"h ~ 28"w ~ 31"d / Seat: 19"h ~ 22"w

COM requirement : 9 yds each w/o repeats.


COM-1	\$	2,990
Grade A	\$	3,246
Grade B	\$	3,502
Grade C	\$	3,662
Grade D	\$	3,830
Grade E	\$	4,006
Grade F	\$	4,174
Grade G	\$	4,350
	\$	4,518

Accessories

4000DBH	Drainage bag hook-up set of two	\$138
4000IVR	Freestanding IV Pole on caster base	\$643
4000PBS	Soft grip covered tubular steel push bar	\$136
4000RHH	Restraint strap hook-up set of two	\$138
4000SFS	Convolutd Foam Seat	\$126
4000XMB1	Seat moisture barrier. (Single Seat)	\$93
4000XTH	Oxygen tank holder	\$137
4023CTB	CTB 133	\$200

Options

Arm Caps		Bumpers	
4623MPA	Maple arm caps in one of 8 standard finishes	\$171	4623MPB Maple bumpers in one of 8 standard finishes \$165
Casterbase			4623ACB Acrovyn bumpers in one of 5 stock colors \$447
4000CST60	Two swivel locking rear and two fixed front casters	\$269	4623NSB Acrovyn bumpers in non-stock color \$660



Kangaroo 623-63 Rocker/Glider with Multi-lock Back

The Kangaroo rocker glider with a multi-lock back. Smaller in scale than the recliners, the Kangaroo rocker glider fits in tighter spaces. Standard with upholstered arm caps. Optional caster base.

Dimensions: 46"h ~ 28"w ~ 31"d / Seat: 19"h ~ 22"w

COM requirement : 9 yds each w/o repeats.

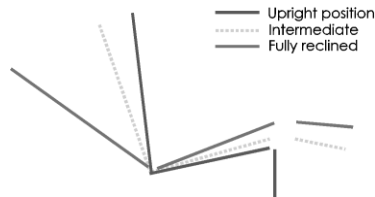
COM-1	\$	3,240
Grade A	\$	3,496
Grade B	\$	3,752
Grade C	\$	3,912
Grade D	\$	4,080
Grade E	\$	4,256
Grade F	\$	4,424
Grade G	\$	4,600
	\$	4,768

Accessories

4000DBH	Drainage bag hook-up set of two	\$138
4000IVR	Freestanding IV Pole on caster base	\$643
4000PBS	Soft grip covered tubular steel push bar	\$136
4000RHH	Restraint strap hook-up set of two	\$138
4000SFS	Convolutd Foam Seat	\$126
4000XMB1	Seat moisture barrier. (Single Seat)	\$93
4000XTH	Oxygen tank holder	\$137
4023CTB	CTB 133	\$200

Options

Arm Caps		Bumpers	
4623MPA	Maple arm caps in one of 8 standard finishes	\$171	4623MPB Maple bumpers in one of 8 standard finishes \$165
Casterbase			4623ACB Acrovyn bumpers in one of 5 stock colors \$447
4000CST60	Two swivel locking rear and two fixed front casters	\$269	4623NSB Acrovyn bumpers in non-stock color \$660



Matteo 619-10 Push on the arm

A 3-position mechanism that allows the patient to recline by gently pushing on the arms of the chair. The foot rest extends automatically as the chair reclines.

Dimensions: 44"h ~ 27"w ~ 33*/64"d / Seat: 18" h ~ 22" w

COM requirement : 7 yds each w/o repeats.

COM-1 \$2,812

A	B	C	D	E	F	G
\$3,036	\$3,176	\$3,323	\$3,477	\$3,624	\$3,778	\$3,925

Options

Arm Caps

Standard in one of 8 wood finishes or upholstered

4000PEA	Polyester arm caps in one of 20 standard colors	\$156
4000URA	Urethane arm caps in one of 46 standard colors	\$526

Bumpers

4000MPB	Maple bumpers in one of 8 standard finishes	\$165
4000ACB	Acrovyn bumpers in one of 5 stock colors	\$447
4000NSB	Acrovyn bumpers in non-stock color	\$660

Recliners

4000FAR

4000CFR

4015CLS3

4015CLS5

4000CTB1

4000DBH

4000FST

4000FSTX

4000IVP

4000IVR

4000PBS

4000PFT

4000PFTX

4000RHH

4000RMT

4000SFS

4000SLK1

4000SLK2

4000SST

4000SWT

4000SWTX

4000XMB1

4000XTH

Accessories

Folding arm (must be at opposite side of actuation hardware, if present)

COM requirement : 1/2 yd \$543

COM-1 \$559

Grade A \$575

Grade B \$585

Grade C \$596

Grade D \$607

Grade E \$617

Grade F \$628

Grade G \$639

Continuous Footrest (-10 through -50) \$122

Central Locking Caster System - 3" Casters \$899

Central Locking Caster System - 5"Total Lock Casters \$957

CTB 133 \$172

Drainage bag hook-up set of two \$138

Folding side tablet - 10"x13" (thermofoil) \$329

Folding side tablet - 10"x17" (thermofoil) \$357

IV Pole and holder attached to chair \$310

Freestanding IV Pole on caster base \$643

Soft grip covered tubular steel push bar \$136

Profile tablet - 14" x 19" (thermofoil) \$582

Profile tablet - 15" x 21.5" (thermofoil) \$635

Restraint strap hook-up set of two \$138

Removable adjustable feeding tray (laminated) \$407

Convuluted Foam Seat \$126

Speed lock braking system w/1 pedal \$386

Speed lock braking system w/pedal on both sides \$453

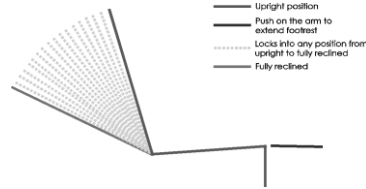
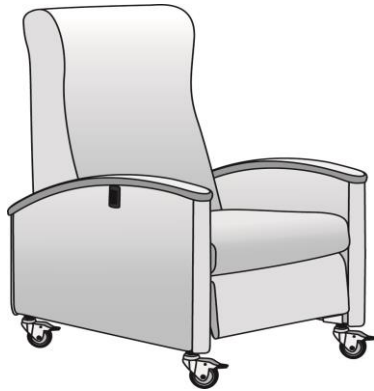
Self storing-adjustable feeding tray (laminated) \$446

Swiveling side tablet - 10"x13" (thermofoil) \$231

Swiveling side tablet with 10"x17" (thermofoil) \$246

Seat moisture barrier. (Single Seat) \$93

Oxygen tank holder \$137



Matteo 619-14 Multilock with push footrest

The Matteo multilock with push footrest features two independent mechanisms. The footrest is extended by pushing on the arms and the back operated by fingerpull is capable of locking in any position from upright to fully reclined. Four transport grade casters.

Dimensions: 45"h ~ 30"w ~ 36"/66"d / Seat: 19" h ~ 23" w

COM requirement : 7 yds each w/o repeats.

COM-1	\$2,984
Grade A	\$3,208
Grade B	\$3,432
Grade C	\$3,572
Grade D	\$3,719
Grade E	\$3,873
Grade F	\$4,020
Grade G	\$4,174
	\$4,321

Options

Arm Caps

Standard in one of 8 wood finishes or upholstered

4000PEA	Polyester arm caps in one of 20 standard colors	\$156
4000URA	Urethane arm caps in one of 46 standard colors	\$526

Bumpers


4000MPB	Maple bumpers in one of 8 standard finishes	\$165
4000ACB	Acrovyn bumpers in one of 5 stock colors	\$447
4000NSB	Acrovyn bumpers in non-stock color	\$660

Recliners

4000FAR	Folding arm (must be at opposite side of actuation hardware, if present) COM requirement : 1/2 yd	\$543
	COM-1	\$559
	Grade A	\$575
	Grade B	\$585
	Grade C	\$596
	Grade D	\$607
	Grade E	\$617
	Grade F	\$628
	Grade G	\$639

Accessories

4000CFR	Continuous Footrest (-10 through -50)	\$122
4000CTB1	CTB 133	\$172
4000DBH	Drainage bag hook-up set of two	\$138
4000FST	Folding side tablet - 10"x13" (thermofoil)	\$329
4000FSTX	Folding side tablet - 10"x17" (thermofoil)	\$357
4000IVP	IV Pole and holder attached to chair	\$310
4000IVR	Freestanding IV Pole on caster base	\$643
4000PBS	Soft grip covered tubular steel push bar	\$136
4000PFT	Profile tablet - 14" x 19" (thermofoil)	\$582
4000PFTX	Profile tablet - 15" x 21.5" (thermofoil)	\$635
4000RHH	Restraint strap hook-up set of two	\$138
4000RMT	Removable adjustable feeding tray (laminated)	\$407
4000SFS	Convolute Foam Seat	\$126
4000SLK1	Speed lock braking system w/1 pedal	\$386
4000SLK2	Speed lock braking system w/pedal on both sides	\$453
4000SST	Self storing-adjustable feeding tray (laminated)	\$446
4000SWT	Swiveling side tablet - 10"x13" (thermofoil)	\$231
4000SWTX	Swiveling side tablet with 10"x17" (thermofoil)	\$246
4000XMB1	Seat moisture barrier. (Single Seat)	\$93
4000XTH	Oxygen tank holder	\$137



Matteo 619-15 Multi-Lock

The Matteo multi-lock recliner features independent foot rest and back reclining motions that require a minimum effort to operate. The independent foot rest is actuated by an outside lever while the back, actuated by a recessed finger pull, can be locked into an infinite number of positions between upright and fully reclined. Four transport grade casters.

Dimensions: 45"h ~ 29"w ~ 36"/66"d / Seat: 19" h ~ 22" w

COM requirement : 7 yds each w/o repeats.

COM-1 \$2,993
\$3,217

A	B	C	D	E	F	G
\$3,441	\$3,581	\$3,728	\$3,882	\$4,029	\$4,183	\$4,330

Options

Arm Caps

Standard in one of 8 wood finishes or upholstered

4000PEA	Polyester arm caps in one of 20 standard colors	\$156
4000URA	Urethane arm caps in one of 46 standard colors	\$526


Bumpers

4000MPB	Maple bumpers in one of 8 standard finishes	\$165
4000ACB	Acrovyn bumpers in one of 5 stock colors	\$447
4000NSB	Acrovyn bumpers in non-stock color	\$660

Recliners

Accessories

4000FAR	Folding arm (must be at opposite side of actuation hardware, if present) COM requirement : 1/2 yd	\$543
	COM-1	\$559
	Grade A	\$575
	Grade B	\$585
	Grade C	\$596
	Grade D	\$607
	Grade E	\$617
	Grade F	\$628
	Grade G	\$639
4000CFR	Continuous Footrest (-10 through -50)	\$122
4015CLS3	Central Locking Caster System - 3" Casters	\$899
4015CLS5	Central Locking Caster System - 5" Total Lock Casters	\$957
4000CTB1	CTB 133	\$172
4000DBH	Drainage bag hook-up set of two	\$138
4000FST	Folding side tablet - 10"x13" (thermofoil)	\$329
4000FSTX	Folding side tablet - 10"x17" (thermofoil)	\$357
4000IVP	IV Pole and holder attached to chair	\$310
4000IVR	Freestanding IV Pole on caster base	\$643
4000PBS	Soft grip covered tubular steel push bar	\$136
4000PFT	Profile tablet - 14" x 19" (thermofoil)	\$582
4000PFTX	Profile tablet - 15" x 21.5" (thermofoil)	\$635
4000RFT	Rolling Foot Tray	\$332
4000RHH	Restraint strap hook-up set of two	\$138
4000RMT	Removable adjustable feeding tray (laminated)	\$407
4000SFS	Convolute Foam Seat	\$126
4000SLK1	Speed lock braking system w/1 pedal	\$386
4000SLK2	Speed lock braking system w/pedal on both sides	\$453
4000SST	Self storing-adjustable feeding tray (laminated)	\$446
4000SWT	Swiveling side tablet - 10"x13" (thermofoil)	\$231
4000SWTX	Swiveling side tablet with 10"x17" (thermofoil)	\$246
4000XMB1	Seat moisture barrier. (Single Seat)	\$93
4000XTH	Oxygen tank holder	\$137



Matteo 619-15-500 Multi-Lock

The multi-lock recliner features independent foot rest and back reclining motions that require a minimum effort to operate. The independent foot rest is actuated by an outside lever while the back, actuated by a recessed finger pull, can be locked into any number of positions between upright and fully reclined. Four transport grade casters. 500lbs. capacity

Dimensions: 45"h ~ 31"w ~ 36"/66"d / Seat: 19" h ~ 24" w

COM requirement : 8 yds each w/o repeats.

COM-1

\$3,399

\$3,623

A	B	C	D	E	F	G
\$ 3,847	\$ 3,987	\$ 4,134	\$ 4,288	\$ 4,435	\$ 4,589	\$ 4,736

Options

Arm Caps

Standard in one of 8 wood finishes or upholstered

4000PEA	Polyester arm caps in one of 20 standard colors	\$156
4000URA	Urethane arm caps in one of 46 standard colors	\$526

Bumpers

4000MPB	Maple bumpers in one of 8 standard finishes	\$165
4000ACB	Acrovyn bumpers in one of 5 stock colors	\$447
4000NSB	Acrovyn bumpers in non-stock color	\$660

Recliners

4000FAR

Folding arm (must be at opposite side of actuation hardware, if present)

COM requirement : 1/2 yd	\$543
COM-1	\$559
Grade A	\$575
Grade B	\$585
Grade C	\$596
Grade D	\$607
Grade E	\$617
Grade F	\$628
Grade G	\$639

4000CFR

Continuous Footrest (-10 through -50) \$140

4015CLS3

Central Locking Caster System - 3" Casters \$899

4015CLS5

Central Locking Caster System - 5"Total Lock Casters \$957

4000CTB1

CTB 133 \$172

4000DBH

Drainage bag hook-up set of two \$138

4000FST

Folding side tablet - 10"x13" (thermofoil) \$329

4000FSTX

Folding side tablet - 10"x17" (thermofoil) \$357

4000IVP

IV Pole and holder attached to chair \$310

4000IVR

Freestanding IV Pole on caster base \$643

4000PBS

Soft grip covered tubular steel push bar \$136

4000PFT

Profile tablet - 14" x 19" (thermofoil) \$582

4000PFTX

Profile tablet - 15" x 21.5" (thermofoil) \$635

4000RFT

Rolling Foot Tray \$332

4000RHH

Restraint strap hook-up set of two \$138

4000RMT

Removable adjustable feeding tray (laminated) \$407

4000SFS

Convolute Foam Seat \$137

4000SLK1

Speed lock braking system w/1 pedal \$386

4000SLK2

Speed lock braking system w/pedal on both sides \$453

4000SST

Self storing-adjustable feeding tray (laminated) \$446

4000SWT

Swiveling side tablet - 10"x13" (thermofoil) \$231

4000SWTX

Swiveling side tablet with 10"x17" (thermofoil) \$246


4000XMB1

Seat moisture barrier. (Single Seat) \$93

4000XTH

Oxygen tank holder \$137

Accessories



Matteo 619-15-650 Multi-Lock

The multi-lock recliner features independent foot rest and back reclining motions that require a minimum effort to operate. The independent foot rest is actuated by an outside lever while the back, actuated by a recessed finger pull, can be locked into any number of positions between upright and fully reclined. Six transport grade casters. 650 lbs. capacity

Dimensions: 45"h ~ 36"w ~ 36"/66"d / Seat: 19" h ~ 28" w

COM requirement : 8 yds each w/o repeats.

COM-1	\$3,600
Grade A	\$3,856
Grade B	\$4,112
Grade C	\$4,272
Grade D	\$4,440
Grade E	\$4,616
Grade F	\$4,784
Grade G	\$4,960
	\$5,128

Options

Arm Caps

Standard in one of 8 wood finishes or upholstered

4000PEA	Polyester arm caps in one of 20 standard colors	\$156
4000URA	Urethane arm caps in one of 46 standard colors	\$526

Bumpers

4000MPB	Maple bumpers in one of 8 standard finishes	\$165
4000ACB	Acrovyn bumpers in one of 5 stock colors	\$447
4000NSB	Acrovyn bumpers in non-stock color	\$660

A0114v9

4000FAR

Folding arm (must be at opposite side of actuation hardware, if present)	
COM requirement : 1/2 yd	\$543
COM-1	\$559
Grade A	\$575
Grade B	\$585
Grade C	\$596
Grade D	\$607
Grade E	\$617
Grade F	\$628
Grade G	\$639

4000BPB

Bariatric soft grip push bar	\$147
------------------------------	-------

4000CFR

Continuous Footrest (-10 through -50)	\$144
---------------------------------------	-------

4000CTB1

CTB 133	\$172
---------	-------

4000DBH

Drainage bag hook-up set of two	\$138
---------------------------------	-------

4000FST

Folding side tablet - 10"x13" (thermofoil)	\$329
--	-------

4000FSTX

Folding side tablet - 10"x17" (thermofoil)	\$357
--	-------

4000IVP

IV Pole and holder attached to chair	\$310
--------------------------------------	-------

4000IVR

Freestanding IV Pole on caster base	\$643
-------------------------------------	-------

4000PFT

Profile tablet - 14" x 19" (thermofoil)	\$582
---	-------

4000PFTX

Profile tablet - 15" x 21.5" (thermofoil)	\$635
---	-------

4000RFT

Rolling Foot Tray	\$332
-------------------	-------

4000RHH

Restraint strap hook-up set of two	\$138
------------------------------------	-------

4000RMT

Removable adjustable feeding tray (laminated)	\$407
---	-------

4000SFS

Convolute Foam Seat	\$149
---------------------	-------

4000SLK1

Speed lock braking system w/1 pedal	\$386
-------------------------------------	-------

4000SLK2

Speed lock braking system w/pedal on both sides	\$453
---	-------

4000SST

Self storing-adjustable feeding tray (laminated)	\$446
--	-------

4000SWT

Swiveling side tablet - 10"x13" (thermofoil)	\$231
--	-------

4000SWTX

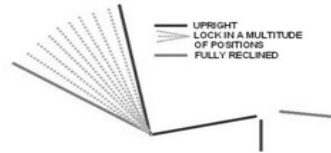
Swiveling side tablet with 10"x17" (thermofoil)	\$246
---	-------

4000XMB1

Seat moisture barrier. (Single Seat)	\$93
--------------------------------------	------

4000XTH

Oxygen tank holder	\$137
--------------------	-------



Bariatric Matteo 619-15-750 Multi-Lock

The Matteo multi-lock recliner features independent foot rest and back reclining motions that require a minimum effort to operate. The independent foot rest is actuated by an outside lever while the back, actuated by a recessed finger pull, can be locked into an infinite number of positions between upright and fully reclined. Six transport grade casters. **750 lbs capacity**

Dimensions: 45"h ~ 36"w ~ 36"/66"d / Seat: 19" h ~ 28" w

COM requirement : 8 yds each w/o repeats.

COM-1

\$3,722
\$3,978

A	B	C	D	E	F	G
\$4,234	\$4,394	\$4,562	\$4,738	\$4,906	\$5,082	\$5,250

Options

Arm Caps

Standard in one of 8 wood finishes or upholstered

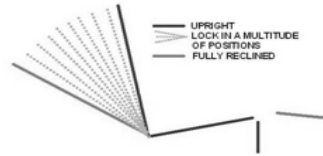
4000PEA	Polyester arm caps in one of 20 standard colors	\$156
4000URA	Urethane arm caps in one of 46 standard colors	\$526

Bumpers

4000MPB	Maple bumpers in one of 8 standard finishes	\$165
4000ACB	Acrovyn bumpers in one of 5 stock colors	\$447
4000NSB	Acrovyn bumpers in non-stock color	\$660

Accessories

4000FAR	Folding arm (must be at opposite side of actuation hardware, if present)	
	COM requirement : 1/2 yd	\$543
	COM-1	\$559
	Grade A	\$575
	Grade B	\$585
	Grade C	\$596
	Grade D	\$607
	Grade E	\$617
	Grade F	\$628
	Grade G	\$639
4000BPB	Bariatric soft grip push bar	\$147
4000CFR	Continuous Footrest (-10 through -50)	\$144
4000CTB1	CTB 133	\$172
4000DBH	Drainage bag hook-up set of two	\$138
4000FST	Folding side tablet - 10"x13" (thermofoil)	\$329
4000FSTX	Folding side tablet - 10"x17" (thermofoil)	\$357
4000IVP	IV Pole and holder attached to chair	\$310
4000IVR	Freestanding IV Pole on caster base	\$643
4000RHH	Restraint strap hook-up set of two	\$138
4000RMT	Removable adjustable feeding tray (laminated)	\$407
4000SFS	Convuluted Foam Seat	\$149
4000SLK1	Speed lock braking system w/1 pedal	\$386
4000SLK2	Speed lock braking system w/pedal on both sides	\$453
4000SST	Self storing-adjustable feeding tray (laminated)	\$446
4000SWT	Swiveling side tablet - 10"x13" (thermofoil)	\$231
4000SWTX	Swiveling side tablet with 10"x17" (thermofoil)	\$246
4000XMB1	Seat moisture barrier. (Single Seat)	\$93
4000XTH	Oxygen tank holder	\$137



Matteo 619-15TA Multi-Lock with telescoping arms

The Matteo multi-lock recliner features independent foot rest and back reclining motions that require a minimum effort to operate. The independent foot rest is actuated by an outside lever while the back, actuated by a recessed finger pull, can be locked into an infinitenumber of positions between upright and fully reclined. Four transport grade casters.

Dimensions: 45"h ~ 30"w ~ 36"/66"d / Seat: 19" h ~ 22" w

COM requirement : 7 yds each w/o repeats.

COM-1	\$3,792
Grade A	\$4,016
Grade B	\$4,240
Grade C	\$4,380
Grade D	\$4,527
Grade E	\$4,681
Grade F	\$4,828
Grade G	\$4,982
	\$5,129

Options

Arm Caps

Standard in one of 8 wood finishes or upholstered

4000PEA Polyester arm caps in one of 20 standard colors \$156

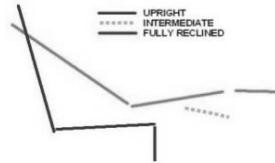
Recliners

- 4000CFR
- 4000CTB1
- 4000DBH
- 4000IVP
- 4000IVR
- 4000PBS
- 4000RFT
- 4000RHH
- 4000SFS
- 4000SLK1
- 4000SLK2
- 4000XMB1
- 4000XTH

Accessories

Continuous Footrest (-10 through -50)	\$122
CTB 133	\$172
Drainage bag hook-up set of two	\$138
IV Pole and holder attached to chair	\$310
Freestanding IV Pole on caster base	\$643
Soft grip covered tubular steel push bar	\$136
Rolling Foot Tray	\$332
Restraint strap hook-up set of two	\$138
Convolute Foam Seat	\$126
Speed lock braking system w/1 pedal	\$386
Speed lock braking system w/pedal on both sides	\$453
Seat moisture barrier. (Single Seat)	\$93
Oxygen tank holder	\$137

Recliners



Matteo 619-20 Wallsaver

The Matteo wall saver recliner features three positions. The first reclined position is accessed by pulling the foot rest lever, and the fully reclined position is reached by pushing on the arms. As the chair reclines, it moves forward to avoid contact with anything behind it. **Caster option is available.**

Dimensions: 43"h ~ 31"w ~ 36"/66"d / Seat: 19" h ~ 23.5" h

COM requirement : 7 yds each w/o repeats.	\$2,853
COM-1	\$3,077
Grade A	\$3,301
Grade B	\$3,441
Grade C	\$3,588
Grade D	\$3,742
Grade E	\$3,889
Grade F	\$4,043
Grade G	\$4,190

Options

Arm Caps

Standard in one of 8 wood finishes or upholstered		
4000PEA	Polyester arm caps in one of 20 standard colors	\$156
4000URA	Urethane arm caps in one of 46 standard colors	\$526

Bumpers

4000MPB	Maple bumpers in one of 8 standard finishes	\$165
4000ACB	Acrovyn bumpers in one of 5 stock colors	\$447
4000NSB	Acrovyn bumpers in non-stock color	\$660

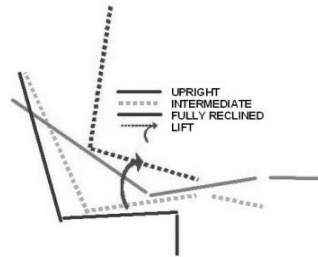
Casterbase

4000CST20	Two swivel locking rear and two fixed front casters	\$299
A0114v9		

Accessories

4000FAR	Folding arm (must be at opposite side of actuation hardware, if present)	\$543
	COM requirement : 1/2 yd	
	COM-1	\$559
	Grade A	\$575
	Grade B	\$585
	Grade C	\$596
	Grade D	\$607
	Grade E	\$617
	Grade F	\$628
	Grade G	\$639
4000CFR	Continuous Footrest (-10 through -50)	\$122
4000CTB1	CTB 133	\$172
4000DBH	Drainage bag hook-up set of two	\$138
4000IVR	Freestanding IV Pole on caster base	\$643
4000PBS	Soft grip covered tubular steel push bar	\$136
4000RHH	Restraint strap hook-up set of two	\$138
4000SFS	Convuluted Foam Seat	\$126
4000SLK1	Speed lock braking system w/1 pedal	\$585
4000SLK2	Speed lock braking system w/pedal on both sides	\$453
4000XMB1	Seat moisture barrier. (Single Seat)	\$93
4000XTH	Oxygen tank holder	\$137

Use the lever to extend the footrest and legs to close.
Closing the footrest using the lever will damage the recliner and void the warranty



Matteo 619-20M Motorized wall saver

The motorized wall saver recliner features a motorized mechanism with three reclined positions and a lift up feature. As the chair reclines, it moves forward. This makes it possible to place the recliner close to any vertical surface behind it, and save precious space. **Caster option is available.**

Dimensions: 44"h ~ 29"w ~ 36"/64"d / Seat: 19"h ~ 24"w

COM requirement : 7 yds each w/o repeats.

COM-1	\$3,803
Grade A	\$4,027
Grade B	\$4,251
Grade C	\$4,391
Grade D	\$4,538
Grade E	\$4,692
Grade F	\$4,839
Grade G	\$4,993
	\$5,140

Options

Arm Caps

Standard in one of 8 wood finishes or upholstered

4000PEA	Polyester arm caps in one of 20 standard colors	\$156
4000URA	Urethane arm caps in one of 46 standard colors	\$526

Bumpers

4000MPB	Maple bumpers in one of 8 standard finishes	\$165
4000ACB	Acrovyn bumpers in one of 5 stock colors	\$447
4000NSB	Acrovyn bumpers in non-stock color	\$660

Casterbase

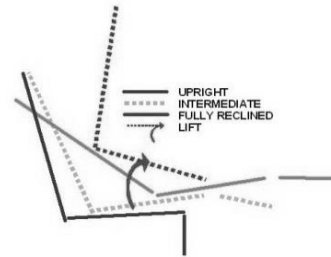
4000CST20M	Two swivel locking rear and two fixed front casters	\$308
------------	---	-------

A0114v9

- 4000CFR
- 4000CTB1
- 4000DBH
- 4000IVR
- 4000PBS
- 4000RHH
- 4000SFS
- 4000XMB1
- 4000XTH

Accessories

Folding arm (must be at opposite side of actuation hardware, if pres	\$0
COM-1	\$559
Grade A	\$575
Grade B	\$585
Grade C	\$596
Grade D	\$607
Grade E	\$617
Grade F	\$628
Grade G	\$639
Continuous Footrest (-10 through -50)	\$122
CTB 133	\$172
Drainage bag hook-up set of two	\$138
Freestanding IV Pole on caster base	\$643
Soft grip covered tubular steel push bar	\$136
Restraint strap hook-up set of two	\$138
Convolutated Foam Seat	\$126
Seat moisture barrier. (Single Seat)	\$93
Oxygen tank holder	\$137



Matteo 619-25M Motorized recliner

Featuring a motorized recliner with multiple reclined positions, including a flat position. The lift feature controlled by a simple hand set will assist weaker patients in and out of the chair. Caster base: two fixed front casters and two swivel-locking rear casters.

Dimensions: 42"h ~ 32"w ~ 34"/66"d / Seat: 19" h ~ 24.5" w

COM requirement : 8 yds each w/o repeats.

COM-1	\$5,491
Grade A	\$5,747
Grade B	\$6,003
Grade C	\$6,163
Grade D	\$6,331
Grade E	\$6,507
Grade F	\$6,675
Grade G	\$6,851
	\$7,019

Options

Arm Caps

Standard in one of 8 wood finishes or upholstered

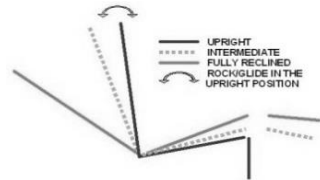

4000PEA	Polyester arm caps in one of 20 standard colors	\$156
4000URA	Urethane arm caps in one of 46 standard colors	\$526

Bumpers

4000MPB	Maple bumpers in one of 8 standard finishes	\$165
4000ACB	Acrovyn bumpers in one of 5 stock colors	\$447
4000NSB	Acrovyn bumpers in non-stock color	\$660

Accessories

4000HSL	Heated seat and Lumbar - 25M only	\$1,019
4000FAR	Folding arm (must be at opposite side of actuation hardware, if present)	
	COM requirement : 1/2 yd	\$543
	COM-1	\$559
	Grade A	\$575
	Grade B	\$585
	Grade C	\$596
	Grade D	\$607
	Grade E	\$617
	Grade F	\$628
	Grade G	\$639
4000CFR	Continuous Footrest (-10 through -50)	\$122
4000CTB1	CTB 133	\$172
4000DBH	Drainage bag hook-up set of two	\$138
4000DVDH	DVD holder with black ABS tray on arm (no wiring)	\$469
4000DVDS	Black ABS tray on caster base (no wiring)	\$492
4000FST	Folding side tablet - 10"x13" (thermofoil)	\$329
4000FSTX	Folding side tablet - 10"x17" (thermofoil)	\$357
4000IVP	IV Pole and holder attached to chair	\$310
4000IVR	Freestanding IV Pole on caster base	\$643
4000PBS	Soft grip covered tubular steel push bar	\$136
4000PFT	Profile tablet - 14" x 19" (thermofoil)	\$582
4000PFTX	Profile tablet - 15" x 21.5" (thermofoil)	\$635
4000RHH	Restraint strap hook-up set of two	\$138
4000RMT	Removable adjustable feeding tray (laminated)	\$407
4000SFS	Convolute Foam Seat	\$126
4000SST	Self storing-adjustable feeding tray (laminated)	\$446
4000SWT	Swiveling side tablet - 10"x13" (thermofoil)	\$231
4000SWTX	Swiveling side tablet with 10"x17" (thermofoil)	\$246
4000TVE	12V DVD extension	\$84
4000TVH	TV/DVD mount on arm (no wiring)	\$581
4000TVS	Stand on caster base with TV/DVD mount (no wiring)	\$669
4000XMB1	Seat moisture barrier. (Single Seat)	\$93
4000XTH	Oxygen tank holder	\$137



Images may show options and accessories that are not included in the base price.

Matteo 619-30 rocker recliner

The rocker recliner features three positions. In the upright position it rocks, and as it starts reclining, the rocking automatically stops. The first reclined position is accessed by pulling the foot rest lever, and the fully reclined position is reached by pushing on the arms. **Caster option is available.**

Dimensions: 43"h ~ 31"w ~ 36"/66"d / Seat: 19" h ~ 23.5" w

COM requirement : 7 yds each w/o repeats.

COM-1	\$2,845
Grade A	\$3,069
Grade B	\$3,293
Grade C	\$3,433
Grade D	\$3,580
Grade E	\$3,734
Grade F	\$3,881
Grade G	\$4,035
	\$4,182

Options

Arm Caps

Standard in one of 8 wood finishes or upholstered

4000PEA	Polyester arm caps in one of 20 standard colors	\$156
4000URA	Urethane arm caps in one of 46 standard colors	\$526

Bumpers

4000MPB	Maple bumpers in one of 8 standard finishes	\$165
4000ACB	Acrovyn bumpers in one of 5 stock colors	\$447
4000NSB	Acrovyn bumpers in non-stock color	\$660

Casterbase

4000CST30	Two swivel locking rear and two fixed front casters	\$300
A0114v9		

Recliners

4000FAR

Folding arm (must be at opposite side of actuation hardware, if present)

COM requirement : 1/2 yd

COM-1	\$543
Grade A	\$559
Grade B	\$575
Grade C	\$585
Grade D	\$596
Grade E	\$607
Grade F	\$617
Grade G	\$628
	\$639

4000CFR

Continuous Footrest (-10 through -50)

\$122

4000CTB1

CTB 133

\$172

4000DBH

Drainage bag hook-up set of two

\$138

4000IVR

Freestanding IV Pole on caster base

\$643

4000PBS

Soft grip covered tubular steel push bar

\$136

4000RHH

Restraint strap hook-up set of two

\$138

4000SFS

Convuluted Foam Seat

\$126

4000SLK1

Speed lock braking system w/1 pedal

\$386

4000SLK2

Speed lock braking system w/pedal on both sides

\$453

4000XMB1

Seat moisture barrier. (Single Seat)

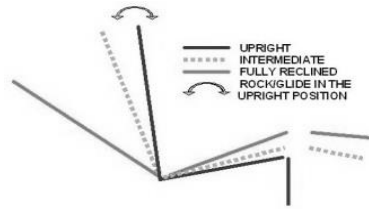
\$93

4000XTH

Oxygen tank holder

\$137

Use the lever to extend the footrest and legs to close.
Closing the footrest using the lever will damage the recliner and void the warranty



Matteo 619-35 Glider recliner

The glider recliner features three positions. In the upright position it glides, and as it starts reclining, the gliding automatically stops. The first reclined position is accessed by pulling the foot rest lever, and the fully reclined position is reached by pushing on the arms. **Caster option is available.**

Dimensions: 44"h ~ 30"w ~ 33"/68"d / Seat: 19" h ~ 23" w

COM requirement : 7 yds each w/o repeats.	\$3,029
COM-1	\$3,253
Grade A	\$3,477
Grade B	\$3,617
Grade C	\$3,764
Grade D	\$3,918
Grade E	\$4,065
Grade F	\$4,219
Grade G	\$4,366

Options

Arm Caps

Standard in one of 8 wood finishes or upholstered

4000PEA	Polyester arm caps in one of 20 standard colors	\$156
4000URA	Urethane arm caps in one of 46 standard colors	\$526

Bumpers

4000MPB	Maple bumpers in one of 8 standard finishes	\$165
4000ACB	Acrovyn bumpers in one of 5 stock colors	\$447
4000NSB	Acrovyn bumpers in non-stock color	\$660

Casterbase

4000CST35	Two swivel locking rear and two fixed front casters	\$285
4000CST35/4	Four swivel locking casters	\$300

A0114v9

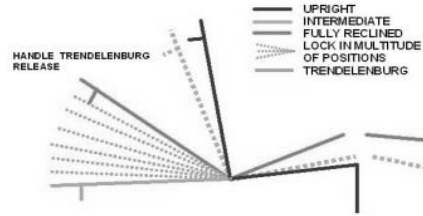
4000FAR

- 4000CFR
- 4000CTB1
- 4000DBH
- 4000IVR
- 4000PBS
- 4000RHH
- 4000SFS
- 4000XMB1
- 4000XTH

Accessories

Folding arm (must be at opposite side of actuation hardware, if present)	\$543
COM requirement : 1/2 yd	
COM-1	\$559
Grade A	\$575
Grade B	\$585
Grade C	\$596
Grade D	\$607
Grade E	\$617
Grade F	\$628
Grade G	\$639
Continuous Footrest (-10 through -50)	\$122
CTB 133	\$172
Drainage bag hook-up set of two	\$138
Freestanding IV Pole on caster base	\$643
Soft grip covered tubular steel push bar	\$136
Restraint strap hook-up set of two	\$138
Convolute Foam Seat	\$126
Seat moisture barrier. (Single Seat)	\$93
Oxygen tank holder	\$137

Use the lever to extend the footrest and legs to close.
Closing the footrest using the lever will damage the recliner and void the warranty



Matteo 619-40 trendelenburg (pushbar operation)

A push on the arm two-way recliner for intermediate and fully reclined positions (foot rest comes up automatically) It does not lock in reclined positions. From the fully reclined position, the patient can be lowered into trendelenburg by squeezing the handle located at the back of the chair under the push bar. Four transport grade swivel-locking casters.

Dimensions: 46"h ~ 29"w ~ 40"/74"d / Seat: 19-1/2" h ~ 24" w

COM requirement : 7 yds each w/o repeats.

COM-1	\$3,231
Grade A	\$3,455
Grade B	\$3,679
Grade C	\$3,819
Grade D	\$3,966
Grade E	\$4,120
Grade F	\$4,267
Grade G	\$4,421
	\$4,568

Options

Arm Caps

Standard in one of 8 wood finishes or upholstered

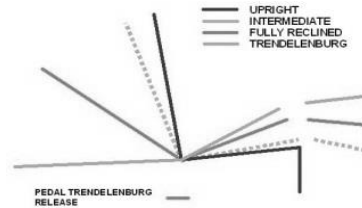
4000PEA	Polyester arm caps in one of 20 standard colors	\$156
4000URA	Urethane arm caps in one of 46 standard colors	\$526

Bumpers

4000MPB	Maple bumpers in one of 8 standard finishes	\$165
4000ACB	Acrovyn bumpers in one of 5 stock colors	\$447
4000NSB	Acrovyn bumpers in non-stock color	\$660

Accessories

4000FAR	Folding arm (must be at opposite side of actuation hardware, if present) COM requirement : 1/2 yd	\$543
	COM-1	\$559
	Grade A	\$575
	Grade B	\$585
	Grade C	\$596
	Grade D	\$607
	Grade E	\$617
	Grade F	\$628
	Grade G	\$639
4000CFR	Continuous Footrest (-10 through -50)	\$122
4000CTB1	CTB 133	\$172
4000DBH	Drainage bag hook-up set of two	\$138
4000FST	Folding side tablet - 10"x13" (thermofoil)	\$329
4000FSTX	Folding side tablet - 10"x17" (thermofoil)	\$357
4000IVP	IV Pole and holder attached to chair	\$310
4000IVR	Freestanding IV Pole on caster base	\$643
4000PFT	Profile tablet - 14" x 19" (thermofoil)	\$582
4000PFTX	Profile tablet - 15" x 21.5" (thermofoil)	\$635
4000RHH	Restraint strap hook-up set of two	\$138
4000RMT	Removable adjustable feeding tray (laminated)	\$407
4000SFS	Convuluted Foam Seat	\$126
4000SLK1	Speed lock braking system w/1 pedal	\$386
4000SLK2	Speed lock braking system w/pedal on both sides	\$453
4000SST	Self storing-adjustable feeding tray (laminated)	\$446
4000SWT	Swiveling side tablet - 10"x13" (thermofoil)	\$231
4000SWTX	Swiveling side tablet with 10"x17" (thermofoil)	\$246
4000XMB1	Seat moisture barrier. (Single Seat)	\$93
4000XTH	Oxygen tank holder	\$137



Matteo 619-45 trendelenburg (foot pedal operation)

The trendelenburg recliner features a push on the arm footrest and reclining motion. With a simple press of the footpedal the patient may be safely lowered into the trendelenburg position. Four transport grade casters.

Dimensions: 46"h ~ 32"w ~ 38"/78"d / Seat: 19" h ~ 24" w

COM requirement : 7 yds each w/o repeats.

COM-1	\$2,862
Grade A	\$3,086
Grade B	\$3,226
Grade C	\$3,373
Grade D	\$3,527
Grade E	\$3,674
Grade F	\$3,828
Grade G	\$3,975

Options

Arm Caps

Standard in one of 8 wood finishes or upholstered

4000PEA	Polyester arm caps in one of 20 standard colors	\$156
4000URA	Urethane arm caps in one of 46 standard colors	\$526

Bumpers

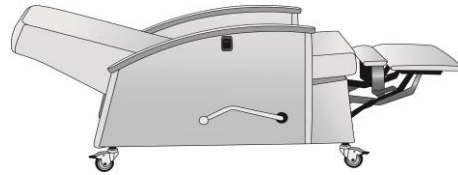
4000MPB	Maple bumpers in one of 8 standard finishes	\$165
4000ACB	Acrovyn bumpers in one of 5 stock colors	\$447
4000NSB	Acrovyn bumpers in non-stock color	\$660

Recliners

4000FAR	Folding arm (must be at opposite side of actuation hardware, if present) COM requirement : 1/2 yd	\$543
	COM-1	\$559
	Grade A	\$575
	Grade B	\$585
	Grade C	\$596
	Grade D	\$607
	Grade E	\$617
	Grade F	\$628
	Grade G	\$639

Accessories

4000CFR	Continuous Footrest (-10 through -50)	\$122
4000CTB1	CTB 133	\$172
4000DBH	Drainage bag hook-up set of two	\$138
4000FST	Folding side tablet - 10"x13" (thermofoil)	\$329
4000FSTX	Folding side tablet - 10"x17" (thermofoil)	\$357
4000IVP	IV Pole and holder attached to chair	\$310
4000IVR	Freestanding IV Pole on caster base	\$643
4000PBS	Soft grip covered tubular steel push bar	\$136
4000PFT	Profile tablet - 14" x 19" (thermofoil)	\$582
4000PFTX	Profile tablet - 15" x 21.5" (thermofoil)	\$635
4000RHH	Restraint strap hook-up set of two	\$138
4000RMT	Removable adjustable feeding tray (laminated)	\$407
4000SFS	Convuluted Foam Seat	\$126
4000SLK1	Speed lock braking system w/1 pedal	\$386
4000SST	Self storing-adjustable feeding tray (laminated)	\$446
4000SWT	Swiveling side tablet - 10"x13" (thermofoil)	\$231
4000SWTX	Swiveling side tablet with 10"x17" (thermofoil)	\$246
4000XMB1	Seat moisture barrier. (Single Seat)	\$93
4000XTH	Oxygen tank holder	\$137



Matteo 619-50 Sleeper

The independent foot rest is actuated by an outside lever while the back, actuated by a recessed finger pull, can be locked into any reclined position between upright and fully reclined.

Dimensions: 46"h ~ 32"w ~ 44"/73"d / Seat: 23" h ~ 24" w

COM requirement : 7 yds each w/o repeats.

COM-1	\$3,560
Grade A	\$3,784
Grade B	\$4,008
Grade C	\$4,148
Grade D	\$4,295
Grade E	\$4,449
Grade F	\$4,596
Grade G	\$4,750
	\$4,897

Options

Arm Caps

Standard in one of 8 wood finishes or upholstered

4000PEA	Polyester arm caps in one of 20 standard colors	\$156
4000URA	Urethane arm caps in one of 46 standard colors	\$526

Bumpers

4000MPB	Maple bumpers in one of 8 standard finishes	\$165
4000ACB	Acrovyn bumpers in one of 5 stock colors	\$447
4000NSB	Acrovyn bumpers in non-stock color	\$660

4000FAR

Accessories

Folding arm (must be at opposite side of actuation hardware, if present)	\$543	
COM requirement : 1/2 yd		
COM-1	\$559	
Grade A	\$575	
Grade B	\$585	
Grade C	\$596	
Grade D	\$607	
Grade E	\$617	
Grade F	\$628	
Grade G	\$639	
4051CLS3	Central Locking System - 3" casters	\$1,107
4051CLS5	Central locking system w/5" Directional Lock casters	\$1,164
4000CTB1	CTB 133	\$172
4000DBH	Drainage bag hook-up set of two	\$138
4000FST	Folding side tablet - 10"x13" (thermofoil)	\$329
4000FSTX	Folding side tablet - 10"x17" (thermofoil)	\$357
4000IVP	IV Pole and holder attached to chair	\$310
4000IVR	Freestanding IV Pole on caster base	\$643
4000PBS	Soft grip covered tubular steel push bar	\$136
4000PFT	Profile tablet - 14" x 19" (thermofoil)	\$582
4000PFTX	Profile tablet - 15" x 21.5" (thermofoil)	\$635
4000RHH	Restraint strap hook-up set of two	\$138
4000RMT	Removable adjustable feeding tray (laminated)	\$407
4000SFS	Convuluted Foam Seat	\$126
4000SLK1	Speed lock braking system w/1 pedal	\$386
4000SST	Self storing-adjustable feeding tray (laminated)	\$446
4000SWT	Swiveling side tablet - 10"x13" (thermofoil)	\$231
4000SWTX	Swiveling side tablet with 10"x17" (thermofoil)	\$246
4000XMB1	Seat moisture barrier. (Single Seat)	\$93
4000XTH	Oxygen tank holder	\$137



Matteo 619-50-650 Bariatric Sleeper

The bariatric sleeper recliner features a 650 lbs load capacity and a 28" inside width. The independent foot rest is actuated by an outside lever while the back, actuated by a recessed finger pull, can be locked into any reclined position between upright and fully reclined. Six transport grade swivel-locking casters.

Dimensions: 46"h ~ 36"/73"w ~ 44"d / Seat: 23"h ~ 28" w

COM requirement : 8 yds each w/o repeats.

COM-1	\$3,903
Grade A	\$4,159
Grade B	\$4,415
Grade C	\$4,575
Grade D	\$4,743
Grade E	\$4,919
Grade F	\$5,087
Grade G	\$5,263
	\$5,431

Options

Arm Caps

Standard in one of 8 wood finishes or upholstered

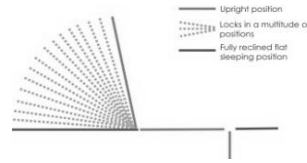
4000PEA	Polyester arm caps in one of 20 standard colors	\$156
4000URA	Urethane arm caps in one of 46 standard colors	\$526

Bumpers

4000MPB	Maple bumpers in one of 8 standard finishes	\$165
4000ACB	Acrovyn bumpers in one of 5 stock colors	\$447
4000NSB	Acrovyn bumpers in non-stock color	\$660

Accessories

4000FAR	Folding arm (must be at opposite side of actuation hardware, if present)	\$543
	COM requirement : 1/2 yd	
	COM-1	\$559
	Grade A	\$575
	Grade B	\$585
	Grade C	\$596
	Grade D	\$607
	Grade E	\$617
	Grade F	\$628
	Grade G	\$639
4000BPB	Bariatric soft grip push bar	\$147
4000CFR	Continuous Footrest (-10 through -50)	\$144
4051CLS3	Central Locking System - 3" casters	\$1,107
4051CLS5	Central locking system w/5" Directional Lock casters	\$1,164
4000CTB1	CTB 133	\$172
4000DBH	Drainage bag hook-up set of two	\$138
4000FST	Folding side tablet - 10"x13" (thermofoil)	\$329
4000FSTX	Folding side tablet - 10"x17" (thermofoil)	\$357
4000IVP	IV Pole and holder attached to chair	\$310
4000IVR	Freestanding IV Pole on caster base	\$643
4000PFT	Profile tablet - 14" x 19" (thermofoil)	\$582
4000PFTX	Profile tablet - 15" x 21.5" (thermofoil)	\$635
4000RHH	Restraint strap hook-up set of two	\$138
4000RMT	Removable adjustable feeding tray (laminated)	\$407
4000SFS	Convuluted Foam Seat	\$149
4000SLK1	Speed lock braking system w/1 pedal	\$386
4000SST	Self storing-adjustable feeding tray (laminated)	\$446
4000SWT	Swiveling side tablet - 10"x13" (thermofoil)	\$231
4000SWTX	Swiveling side tablet with 10"x17" (thermofoil)	\$246
4000XMB1	Seat moisture barrier. (Single Seat)	\$93
4000XTH	Oxygen tank holder	\$137



Matteo 619-51 Sleeper recliner

The sleeper recliner features independent foot rest and back reclining motions that require a minimum effort to operate. The independent foot rest is actuated by an outside lever while the back, actuated by a recessed finger pull, can be reclined to an infinite number of positions a flat including a flat position, and it locks on each position. Four transport grade swivel-locking casters.

Dimensions: 46"h ~ 31"w ~ 39"/76"d / Seat: 19"h ~ 24" w

COM requirement : 7 yds each w/o repeats.

COM-1	\$3,264
Grade A	\$3,488
Grade B	\$3,712
Grade C	\$3,852
Grade D	\$3,999
Grade E	\$4,153
Grade F	\$4,300
Grade G	\$4,454
	\$4,601

Options

Arm Caps

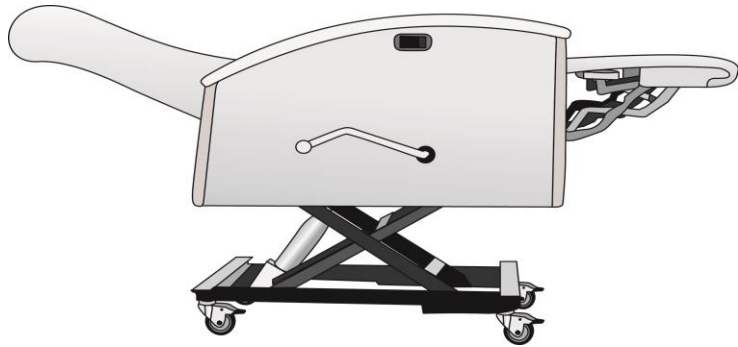
Standard in one of 8 wood finishes or upholstered		
4000PEA	Polyester arm caps in one of 20 standard colors	\$156
4000URA	Urethane arm caps in one of 46 standard colors	\$526

Bumpers

4000MPB	Maple bumpers in one of 8 standard finishes	\$165
4000ACB	Acrovyn bumpers in one of 5 stock colors	\$447
4000NSB	Acrovyn bumpers in non-stock color	\$660

Accessories

4000FAR	Folding arm (must be at opposite side of actuation hardware, if present)	\$543
	COM requirement : 1/2 yd	\$559
	COM-1	\$575
	Grade A	\$585
	Grade B	\$596
	Grade C	\$607
	Grade D	\$617
	Grade E	\$628
	Grade F	\$639
	Grade G	
4000CFR5	Continuous Footrest (-51 through -53)	\$236
4051CLS	Central Locking System - 5" Total Lock Casters	\$1,169
4051CLS3	Central Locking System - 3" casters	\$1,107
4051CLS5	Central locking system w/5" Directional Lock casters	\$1,164
4000CTB1	CTB 133	\$172
4000DBH	Drainage bag hook-up set of two	\$138
4000FST	Folding side tablet - 10"x13" (thermofoil)	\$329
4000FSTX	Folding side tablet - 10"x17" (thermofoil)	\$357
4000IVP	IV Pole and holder attached to chair	\$310
4000IVR	Freestanding IV Pole on caster base	\$643
4000PBS	Soft grip covered tubular steel push bar	\$136
4000PFT	Profile tablet - 14" x 19" (thermofoil)	\$582
4000PFTX	Profile tablet - 15" x 21.5" (thermofoil)	\$635
4000RFT	Rolling Foot Tray	\$332
4000RHH	Restraint strap hook-up set of two	\$138
4000RMT	Removable adjustable feeding tray (laminated)	\$407
4000SFS	Convuluted Foam Seat	\$126
4000SLK1	Speed lock braking system w/1 pedal	\$386
4000SLK2	Speed lock braking system w/pedal on both sides	\$453
4000SST	Self storing-adjustable feeding tray (laminated)	\$446
4000SWT	Swiveling side tablet - 10"x13" (thermofoil)	\$231
4000SWTX	Swiveling side tablet with 10"x17" (thermofoil)	\$246
4000XMB1	Seat moisture barrier. (Single Seat)	\$93
4000XTH	Oxygen tank holder	\$137



Options and accessories included in the price.

619-51HL Matteo Patient lift recliner - Sleeper

Dimensions: 47"h ~ 35.25"w ~ 39"/76"d / Seat: 21"/31"h ~ 24" w

COM requirement : 7 yds each w/o repeats.

COM-1	\$5,851
Grade A	\$6,075
Grade B	\$6,299
Grade C	\$6,439
Grade D	\$6,586
Grade E	\$6,740
Grade F	\$6,887
Grade G	\$7,041
	\$7,188

Options

Arm Caps

Standard in one of 8 wood finishes or upholstered

4000PEA	Polyester arm caps in one of 20 standard colors	\$156
4000URA	Urethane arm caps in one of 46 standard colors	\$526

Bumpers

4000MPB	Maple bumpers in one of 8 standard finishes	\$165
4000ACB	Acrovyn bumpers in one of 5 stock colors	\$447
4000NSB	Acrovyn bumpers in non-stock color	\$660

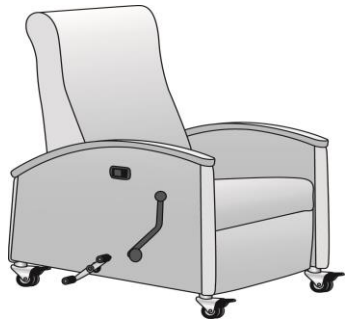
4000FAR

Accessories

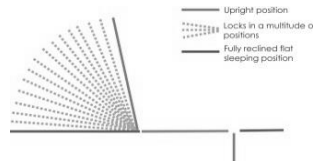
Folding arm (must be at opposite side of actuation hardware, if present)	\$543
COM requirement : 1/2 yd	
COM-1	\$559
Grade A	\$575
Grade B	\$585
Grade C	\$596
Grade D	\$607
Grade E	\$617
Grade F	\$628
Grade G	\$639

4000CFR5

Continuous Footrest (-51 through -53)	\$236	
4000CTB1	CTB 133	\$172
4000DBH	Drainage bag hook-up set of two	\$138
4000FST	Folding side tablet - 10"x13" (thermofoil)	\$329
4000FSTX	Folding side tablet - 10"x17" (thermofoil)	\$357
4000IVP	IV Pole and holder attached to chair	\$310
4000IVR	Freestanding IV Pole on caster base	\$643
4000PBS	Soft grip covered tubular steel push bar	\$136
4000PFT	Profile tablet - 14" x 19" (thermofoil)	\$582
4000PFTX	Profile tablet - 15" x 21.5" (thermofoil)	\$635
4000RHH	Restraint strap hook-up set of two	\$138
4000RMT	Removable adjustable feeding tray (laminated)	\$407
4000SFS	Convuluted Foam Seat	\$126
4000SLK1	Speed lock braking system w/1 pedal	\$386
4000SST	Self storing-adjustable feeding tray (laminated)	\$446
4000SWT	Swiveling side tablet - 10"x13" (thermofoil)	\$231
4000SWTX	Swiveling side tablet with 10"x17" (thermofoil)	\$246
4000XMB1	Seat moisture barrier. (Single Seat)	\$93
4000XTH	Oxygen tank holder	\$137



Images may show options and accessories that are not included in the base price.



Matteo 619-51-500 Sleeper recliner

The sleeper recliner features independent foot rest and back reclining motions that require a minimum effort to operate. The independent foot rest is actuated by an outside lever while the back, actuated by a recessed finger pull, can be reclined to an infinite number of positions a flat including a flat position, and it locks on each position. Four transport grade swivel-locking casters. **500 LBS. weight capacity**

Dimensions: 46"h ~ 31"w ~ 39"/76"d / Seat: 19"h ~ 24"w

COM requirement : 7 yds each w/o repeats.

COM-1	\$3,557
Grade A	\$3,781
Grade B	\$4,005
Grade C	\$4,145
Grade D	\$4,292
Grade E	\$4,446
Grade F	\$4,593
Grade G	\$4,747
	\$4,894

Options

Arm Caps

Standard in one of 8 wood finishes or upholstered

4000PEA	Polyester arm caps in one of 20 standard colors	\$156
4000URA	Urethane arm caps in one of 46 standard colors	\$526

Bumpers

4000MPB	Maple bumpers in one of 8 standard finishes	\$165
4000ACB	Acrovyn bumpers in one of 5 stock colors	\$447
4000NSB	Acrovyn bumpers in non-stock color	\$660

A0114v9

4000FAR

4000CFR5

4051CLS

4051CLS3

4051CLS5

4000CTB1

4000DBH

4000FST

4000FSTX

4000IVP

4000IVR

4000PBS

4000PFT

4000PFTX

4000RFT

4000RHH

4000RMT

4000SFS

4000SLK1

4000SLK2

4000SST

4000SWT

4000SWTX

4000XMB1

4000XTH

Accessories

Folding arm (must be at opposite side of actuation hardware, if present)

COM requirement : 1/2 yd	\$543
COM-1	\$559
Grade A	\$575
Grade B	\$585
Grade C	\$596
Grade D	\$607
Grade E	\$617
Grade F	\$628
Grade G	\$639

Continuous Footrest (-51 through -53)

Central Locking System - 5" Total Lock Casters \$1,169

Central Locking System - 3" casters \$1,107

Central locking system w/5" Directional Lock casters \$1,164

CTB 133 \$172

Drainage bag hook-up set of two \$138

Folding side tablet - 10"x13" (thermofoil) \$329

Folding side tablet - 10"x17" (thermofoil) \$357

IV Pole and holder attached to chair \$310

Freestanding IV Pole on caster base \$643

Soft grip covered tubular steel push bar \$136

Profile tablet - 14" x 19" (thermofoil) \$582

Profile tablet - 15" x 21.5" (thermofoil) \$635

Rolling Foot Tray \$332

Restraint strap hook-up set of two \$138

Removable adjustable feeding tray (laminated) \$407

Convuluted Foam Seat \$137

Speed lock braking system w/1 pedal \$386

Speed lock braking system w/pedal on both sides \$453

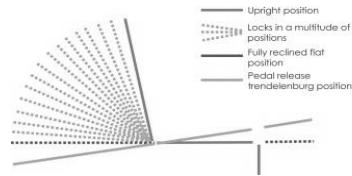
Self storing-adjustable feeding tray (laminated) \$446

Swiveling side tablet - 10"x13" (thermofoil) \$231

Swiveling side tablet with 10"x17" (thermofoil) \$246

Seat moisture barrier. (Single Seat) \$93

Oxygen tank holder \$137



Matteo 619-52 sleeper recliner with trendelenburg

The sleeper recliner features independent foot rest and back reclining motions that require a minimum effort to operate. The independent foot rest is actuated by an outside lever while the back, actuated by a recessed finger pull, can be locked into an infinite number of positions between upright and a flat sleeping position. The trendelenburg position is activated with the foot pedal on each side of chair. Caster base with four swivel-locking casters.

Dimensions: 46"h ~ 32"w ~ 39"/76"d / Seat: 19"h ~ 24"w

COM requirement : 7 yds each w/o repeats.

COM-1	\$3,415
Grade A	\$3,639
Grade B	\$3,863
Grade C	\$4,003
Grade D	\$4,150
Grade E	\$4,304
Grade F	\$4,451
Grade G	\$4,605
	\$4,752

Options

Arm Caps

Standard in one of 8 wood finishes or upholstered

4000PEA	Polyester arm caps in one of 20 standard colors	\$156
4000URA	Urethane arm caps in one of 46 standard colors	\$526

Bumpers

4000MPB	Maple bumpers in one of 8 standard finishes	\$165
4000ACB	Acrovyn bumpers in one of 5 stock colors	\$447
4000NSB	Acrovyn bumpers in non-stock color	\$660

Recliners

4000FAR

Folding arm (must be at opposite side of actuation hardware, if present)

COM requirement : 1/2 yd	\$543
COM-1	\$559
Grade A	\$575
Grade B	\$585
Grade C	\$596
Grade D	\$607
Grade E	\$617
Grade F	\$628
Grade G	\$639

4000CFR5

Continuous Footrest (-51 through -53)

\$236

4052CLS

Central Locking System - 5" Total Lock Casters

\$1,080

4052CLS3

Central Locking System - 3" casters

\$995

4052CLS5

Central locking system w/5" Directional Lock casters

\$1,075

4000CTB1

CTB 133

\$172

4000DBH

Drainage bag hook-up set of two

\$138

4000FST

Folding side tablet - 10"x13" (thermofoil)

\$329

4000FSTX

Folding side tablet - 10"x17" (thermofoil)

\$357

4000IVP

IV Pole and holder attached to chair

\$310

4000IVR

Freestanding IV Pole on caster base

\$643

4000PBS

Soft grip covered tubular steel push bar

\$136

4000PFT

Profile tablet - 14" x 19" (thermofoil)

\$582

4000PFTX

Profile tablet - 15" x 21.5" (thermofoil)

\$635

4000RHH

Restraint strap hook-up set of two

\$138

4000RMT

Removable adjustable feeding tray (laminated)

\$407

4000SFS

Convolute Foam Seat

\$126

4000SLK1

Speed lock braking system w/1 pedal

\$386

4000SST

Self storing-adjustable feeding tray (laminated)

\$446

4000SWT

Swiveling side tablet - 10"x13" (thermofoil)

\$231

4000SWTX

Swiveling side tablet with 10"x17" (thermofoil)

\$246

4000XMB1

Seat moisture barrier. (Single Seat)

\$93

4000XTH

Oxygen tank holder

\$137

Accessories



Images may show options and accessories that are not included in the price.

619-52HL Matteo Patient lift recliner - Sleeper

Dimensions: 47"h ~ 35.25"w ~ 39"/76"d / Seat: 21"/31" h ~ 24" w

COM requirement : 7 yds each w/o repeats.

COM-1	\$4,822
Grade A	\$5,046
Grade B	\$5,270
Grade C	\$5,410
Grade D	\$5,557
Grade E	\$5,711
Grade F	\$5,858
Grade G	\$6,012
	\$6,159

Options

Arm Caps

Standard in one of 8 wood finishes or upholstered

4000PEA	Polyester arm caps in one of 20 standard colors	\$156
4000URA	Urethane arm caps in one of 46 standard colors	\$526

Bumpers

4000MPB	Maple bumpers in one of 8 standard finishes	\$165
4000ACB	Acrovyn bumpers in one of 5 stock colors	\$447
4000NSB	Acrovyn bumpers in non-stock color	\$660

4000FAR

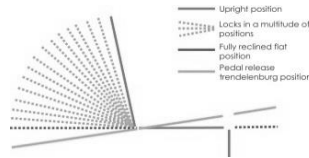
Accessories

Folding arm (must be at opposite side of actuation hardware, if present)	\$543
COM requirement : 1/2 yd	
COM-1	\$559
Grade A	\$575
Grade B	\$585
Grade C	\$596
Grade D	\$607
Grade E	\$617
Grade F	\$628
Grade G	\$639

4000CFR5	Continuous Footrest (-51 through -53)	\$236
4000CTB1	CTB 133	\$172
4000DBH	Drainage bag hook-up set of two	\$138
4000FST	Folding side tablet - 10"x13" (thermofoil)	\$329
4000FSTX	Folding side tablet - 10"x17" (thermofoil)	\$357
4000IVP	IV Pole and holder attached to chair	\$310
4000IVR	Freestanding IV Pole on caster base	\$643
4000PBS	Soft grip covered tubular steel push bar	\$136
4000PFT	Profile tablet - 14" x 19" (thermofoil)	\$582
4000PFTX	Profile tablet - 15" x 21.5" (thermofoil)	\$635
4000RHH	Restraint strap hook-up set of two	\$138
4000RMT	Removable adjustable feeding tray (laminated)	\$407
4000SFS	Convuluted Foam Seat	\$126
4000SLK1	Speed lock braking system w/1 pedal	\$386
4000SST	Self storing-adjustable feeding tray (laminated)	\$446
4000SWT	Swiveling side tablet - 10"x13" (thermofoil)	\$231
4000SWTX	Swiveling side tablet with 10"x17" (thermofoil)	\$246
4000XMB1	Seat moisture barrier. (Single Seat)	\$93
4000XTH	Oxygen tank holder	\$137



Images may show options and accessories that are not included in the base price.



Matteo 619-52-500 Treatment Recliner 500lb capacity

The treatment recliner features independent foot rest and back reclining motions that require a minimum effort to operate. The independent foot rest is actuated by an outside lever while the back, actuated by a recessed finger pull, can be locked into an infinite number of positions between upright and a flat sleeping position. The trendelenburg position is activated with the foot pedal on each side of chair. Four transport grade swivel-locking casters. **500 lb capacity**

Dimensions: 47"h ~ 32"w ~ 38"/76"d / Seat: 19"h ~ 24"w

COM requirement : 7 yds each w/o repeats.

COM-1	\$3,734
Grade A	\$3,958
Grade B	\$4,182
Grade C	\$4,322
Grade D	\$4,469
Grade E	\$4,623
Grade F	\$4,770
Grade G	\$4,924
	\$5,071

Options

Arm Caps

Standard in one of 8 wood finishes or upholstered

4000PEA	Polyester arm caps in one of 20 standard colors	\$156
4000URA	Urethane arm caps in one of 46 standard colors	\$526

Bumpers

4000MPB	Maple bumpers in one of 8 standard finishes	\$165
4000ACB	Acrovyn bumpers in one of 5 stock colors	\$447
4000NSB	Acrovyn bumpers in non-stock color	\$660

A0114v9

Recliners

4000FAR

Folding arm (must be at opposite side of actuation hardware, if present)

COM requirement : 1/2 yd	\$543
COM-1	\$559
Grade A	\$575
Grade B	\$585
Grade C	\$596
Grade D	\$607
Grade E	\$617
Grade F	\$628
Grade G	\$639

4000CFR5

Continuous Footrest (-51 through -53)

4052CLS

Central Locking System - 5" Total Lock Casters

4052CLS3

Central Locking System - 3" casters

4052CLS5

Central locking system w/5" Directional Lock casters

4000CTB1

CTB 133

4000DBH

Drainage bag hook-up set of two

4000FST

Folding side tablet - 10"x13" (thermofoil)

4000FSTX

Folding side tablet - 10"x17" (thermofoil)

4000IVP

IV Pole and holder attached to chair

4000IVR

Freestanding IV Pole on caster base

4000PBS

Soft grip covered tubular steel push bar

4000PFT

Profile tablet - 14" x 19" (thermofoil)

4000PFTX

Profile tablet - 15" x 21.5" (thermofoil)

4000RFT

Rolling Foot Tray

4000RHH

Restraint strap hook-up set of two

4000RMT

Removable adjustable feeding tray (laminated)

4000SFS

Convuluted Foam Seat

4000SLK1

Speed lock braking system w/1 pedal

4000SST

Self storing-adjustable feeding tray (laminated)

4000SWT

Swiveling side tablet - 10"x13" (thermofoil)

4000SWTX

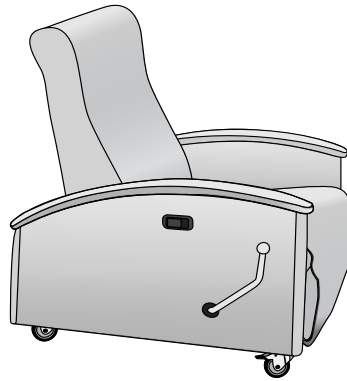
Swiveling side tablet with 10"x17" (thermofoil)

4000XMB1

Seat moisture barrier. (Single Seat)

4000XTH

Oxygen tank holder



Matteo 619-53 Glider sleeper recliner

The glider sleeper features independent foot rest and back reclining motions. The foot rest is actuated by an outside lever while the back, actuated by a recessed finger pull, can be locked into an infinite number of positions between upright and sleeping position. *note* this recliner does not lock the gliding with partial recline.

Dimensions: 47"h ~ 32"w ~ 39"/76"d / Seat: 20" h ~ 24" w

COM requirement : 7 yds each w/o repeats.

COM-1	\$3,503
Grade A	\$3,727
Grade B	\$3,951
Grade C	\$4,091
Grade D	\$4,238
Grade E	\$4,392
Grade F	\$4,539
Grade G	\$4,693
	\$4,840

Options

Arm Caps

Standard in one of 8 wood finishes or upholstered

4000PEA	Polyester arm caps in one of 20 standard colors	\$156
4000URA	Urethane arm caps in one of 46 standard colors	\$526

Bumpers

4000MPB	Maple bumpers in one of 8 standard finishes	\$165
4000ACB	Acrovyn bumpers in one of 5 stock colors	\$447
4000NSB	Acrovyn bumpers in non-stock color	\$660

4000GLO	Glide lockout	\$125
---------	---------------	-------

Accessories

4000FAR	Folding arm (must be at opposite side of actuation hardware, if present)	
	COM requirement : 1/2 yd	\$543
	COM-1	\$559
	Grade A	\$575
	Grade B	\$585
	Grade C	\$596
	Grade D	\$607
	Grade E	\$617
	Grade F	\$628
	Grade G	\$639
4053CLS	Central Locking System - 5" Total Lock Casters	\$1,129
4053CLS3	Central Locking System - 3" casters	\$1,067
4053CLS5	Central Locking Caster Base 5" Directional Lock	\$1,124
4000CFR5	Continuous Footrest (-51 through -53)	\$236
4000CTB1	CTB 133	\$172
4000DBH	Drainage bag hook-up set of two	\$138
4000FST	Folding side tablet - 10"x13" (thermofoil)	\$329
4000FSTX	Folding side tablet - 10"x17" (thermofoil)	\$357
4000IVR	Freestanding IV Pole on caster base	\$643
4000PBS	Soft grip covered tubular steel push bar	\$136
4000PFT	Profile tablet - 14" x 19" (thermofoil)	\$582
4000PFTX	Profile tablet - 15" x 21.5" (thermofoil)	\$635
4000RHH	Restraint strap hook-up set of two	\$138
4000RMT	Removable adjustable feeding tray (laminated)	\$407
4000SFS	Convolute Foam Seat	\$126
4000SLK1	Speed lock braking system w/1 pedal	\$386
4000SLK2	Speed lock braking system w/pedal on both sides	\$453
4000SST	Self storing-adjustable feeding tray (laminated)	\$446
4000SWT	Swiveling side tablet - 10"x13" (thermofoil)	\$231
4000SWTX	Swiveling side tablet with 10"x17" (thermofoil)	\$246
4000XMB1	Seat moisture barrier. (Single Seat)	\$93
4000XTH	Oxygen tank holder	\$137

Recliners



Matteo 619-60 Rocker/Glider

The Matteo rocker glider does not recline. Smaller in scale than the recliners, the Matteo rocker glider fits in tighter spaces. **Optional caster base.**

Dimensions: 43"h ~ 26"w ~ 33"d / Seat: 19"h ~ 22"w

COM requirement : 7 yds each w/o repeats.	\$2,277
COM-1	\$2,501
Grade A	\$2,725
Grade B	\$2,865
Grade C	\$3,012
Grade D	\$3,166
Grade E	\$3,313
Grade F	\$3,467
Grade G	\$3,614

Options

Arm Caps

Standard in one of 8 wood finishes or upholstered		
4000PEA	Polyester arm caps in one of 20 standard colors	\$156
4000URA	Urethane arm caps in one of 46 standard colors	\$526

Bumpers

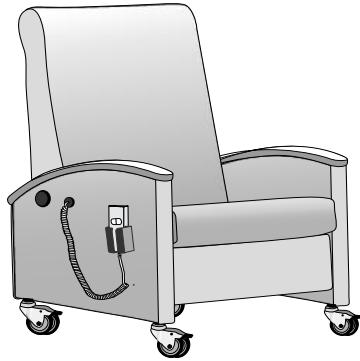
4000MPB	Maple bumpers in one of 8 standard finishes	\$165
4000ACB	Acrovyn bumpers in one of 5 stock colors	\$447
4000NSB	Acrovyn bumpers in non-stock color	\$660

Casterbase

4000CST60	Two swivel locking rear and two fixed front casters	\$269
-----------	---	-------

Accessories

4000CTB1	CTB 133	\$172
4000DBH	Drainage bag hook-up set of two	\$138
4000IVR	Freestanding IV Pole on caster base	\$643
4000PBS	Soft grip covered tubular steel push bar	\$136
4000RHH	Restraint strap hook-up set of two	\$138
4000SFS	Convuluted Foam Seat	\$126
4000XMB1	Seat moisture barrier. (Single Seat)	\$93
4000XTH	Oxygen tank holder	\$137



618-09M-750

MATTEO II Bariatric Lift Chair (Big Boy) - Motorized

The patient lift recliner is designed to enable better, safer interactions between caregivers and patients. With a 750 lb. capacity and motorized movements, the bariatric lift chair fosters a feeling of independence and will assist larger patients to their feet.

Dimensions: 46"h ~ 34"w ~ 37"/76"d / Seat: 20" h ~ 28" w

COM requirement : 9 yds each w/o repeats.

COM-1	\$5,890
Grade A	\$6,178
Grade B	\$6,466
Grade C	\$6,646
Grade D	\$6,835
Grade E	\$7,033
Grade F	\$7,222
Grade G	\$7,420
	\$7,609

Options

Arm Caps

Standard in one of 8 wood finishes or upholstered

4000PEA	Polyester arm caps in one of 20 standard colors	\$156
---------	---	-------

Recliners

4000FAR

Folding arm (must be at opposite side of actuation hardware, if present)

COM requirement : 1/2 yd

COM-1	\$543
Grade A	\$559
Grade B	\$575
Grade C	\$585
Grade D	\$596
Grade E	\$607
Grade F	\$617
Grade G	\$628
	\$639

Accessories

4000CFR9

Continuous Footrest

\$179

4000BPB

Bariatric soft grip push bar

\$147

4000CTB1

CTB 133

\$172

4000DBH

Drainage bag hook-up set of two

\$138

4000FST

Folding side tablet - 10"x13" (thermofoil)

\$329

4000FSTX

Folding side tablet - 10"x17" (thermofoil)

\$357

4000IVP

IV Pole and holder attached to chair

\$310

4000IVR

Freestanding IV Pole on caster base

\$643

4000PFT

Profile tablet - 14" x 19" (thermofoil)

\$582

4000PFTX

Profile tablet - 15" x 21.5" (thermofoil)

\$635

4000RHH

Restraint strap hook-up set of two

\$138

4000RMT

Removable adjustable feeding tray (laminated)

\$407

4000SFS

Convolute Foam Seat

\$126

4000SST

Self storing-adjustable feeding tray (laminated)

\$446

4000SWT

Swiveling side tablet - 10"x13" (thermofoil)

\$231

4000SWTX

Swiveling side tablet with 10"x17" (thermofoil)

\$246

4000XMB1

Seat moisture barrier. (Single Seat)

\$93

4000XTH

Oxygen tank holder

\$137



Matteo II 618-11 Push on Arm Sleeper Recliner

The Push on the arm sleeper features an effortless push on the arm operation which goes into a comfortable sleeping position. Because there is no lever or finger pull this recliner can accommodate accessories such as folding arms or tablets on both sides.

Dimensions: 46"h ~ 32"w ~ 39"/69"d / Seat: 21" h ~ 24" w

COM requirement : 7 yds each w/o repeats.

COM-1	\$2,865
Grade A	\$3,089
Grade B	\$3,313
Grade C	\$3,453
Grade D	\$3,600
Grade E	\$3,754
Grade F	\$3,901
Grade G	\$4,055
	\$4,202

Options

Arm Caps

Standard in wood or upholstered	
4000PEA Polyester arm caps in one of 20 standard colors	\$156

Recliners

4000FAR

4000CFR

4000CTB1

4000DBH

4000FST

4000FSTX

4000IVP

4000IVR

4000PBS

4000PFT

4000PFTX

4000RFT

4000RHH

4000RMT

4000SFS

4000SLK1

4000SLK2

4000SPT2

4000SST

4000SWT

4000SWTX

4000XMB1

4000XTH

Folding arm (must be at opposite side of actuation hardware, if present)

COM requirement : 1/2 yd \$543

COM-1 \$559

Grade A \$575

Grade B \$585

Grade C \$596

Grade D \$607

Grade E \$617

Grade F \$628

Grade G \$639

Continuous Footrest (-10 through -50) \$122

CTB 133 \$172

Drainage bag hook-up set of two \$138

Folding side tablet - 10"x13" (thermofoil) \$329

Folding side tablet - 10"x17" (thermofoil) \$357

IV Pole and holder attached to chair \$310

Freestanding IV Pole on caster base \$643

Soft grip covered tubular steel push bar \$136

Profile tablet - 14" x 19" (thermofoil) \$582

Profile tablet - 15" x 21.5" (thermofoil) \$635

Rolling Foot Tray \$332

Restraint strap hook-up set of two \$138

Removable adjustable feeding tray (laminated) \$407

Convuluted Foam Seat \$126

Speed lock braking system w/1 pedal \$386

Speed lock braking system w/pedal on both sides \$453

Swivel Profile tablet - 14" x 19" (thermofoil) (614, 615, 623) \$606

Self storing-adjustable feeding tray (laminated) \$446

Swiveling side tablet - 10"x13" (thermofoil) \$231


Swiveling side tablet with 10"x17" (thermofoil) \$246

Seat moisture barrier. (Single Seat) \$93

Oxygen tank holder \$137

Accessories

Recliners



Matteo II 618-11HL Push on Arm Sleeper Recliner w/Hydraulic Lift

The Push on the arm sleeper features an effortless push on the arm operation which goes into a comfortable sleeping position. Because there is no lever or finger pull this recliner can accommodate accessories such as folding arms or tablets on both sides. By operating a hydraulic foot pedal, patients can be raised to a height of 31" facilitating exams and bed transfers.

Dimensions: 46"h ~ 32"w ~ 39"/69"d / Seat: 21"/31" h ~ 24" w

COM requirement : 7 yds each w/o repeats.

COM-1	\$6,423
Grade A	\$6,647
Grade B	\$6,787
Grade C	\$6,934
Grade D	\$7,088
Grade E	\$7,235
Grade F	\$7,389
Grade G	\$7,536

Options

Arm Caps

Standard in wood or upholstered

4000PEA Polyester arm caps in one of 20 standard colors	\$156
---	-------

4000FAR

Accessories

Folding arm (must be at opposite side of actuation hardware, if present)	
COM requirement : 1/2 yd	\$543
COM-1	\$559
Grade A	\$575
Grade B	\$585
Grade C	\$596
Grade D	\$607
Grade E	\$617
Grade F	\$628
Grade G	\$639

4000CFR	Continuous Footrest (-10 through -50)	\$122
4000CTB1	CTB 133	\$172
4000DBH	Drainage bag hook-up set of two	\$138
4000FST	Folding side tablet - 10"x13" (thermofoil)	\$329
4000FSTX	Folding side tablet - 10"x17" (thermofoil)	\$357
4000IVP	IV Pole and holder attached to chair	\$310
4000IVR	Freestanding IV Pole on caster base	\$643
4000PBS	Soft grip covered tubular steel push bar	\$136
4000PFT	Profile tablet - 14" x 19" (thermofoil)	\$582
4000PFTX	Profile tablet - 15" x 21.5" (thermofoil)	\$635
4000RHH	Restraint strap hook-up set of two	\$138
4000RMT	Removable adjustable feeding tray (laminated)	\$407
4000SFS	Convuluted Foam Seat	\$126
4000SLK1	Speed lock braking system w/1 pedal	\$386
4000SLK2	Speed lock braking system w/pedal on both sides	\$453
4000SPT2	Swivel Profile tablet - 14" x 19" (thermofoil) (614, 615, 623)	\$606
4000SST	Self storing-adjustable feeding tray (laminated)	\$446
4000SWT	Swiveling side tablet - 10"x13" (thermofoil)	\$231
4000SWTX	Swiveling side tablet with 10"x17" (thermofoil)	\$246
4000XMB1	Seat moisture barrier. (Single Seat)	\$93
4000XTH	Oxygen tank holder	\$137



Matteo II 618-11PR Push on Arm Sleeper Recliner for Behavioral Health

The Push on the arm sleeper features an effortless push on the arm operation which goes into a comfortable sleeping position. Manufactured with tamper-proof screws, non-removable panels, steel plate scissor guards and compression dowels on arm caps. A flap sewn on a metal stretcher limits access to recliner internals from the back.

Dimensions: 44"h ~ 28"w ~ 38"/72"d / Seat: 18" h ~ 24" w

COM requirement : 7 yds each w/o repeats.	\$3,566
COM-1	\$3,790
Grade A	\$4,014
Grade B	\$4,154
Grade C	\$4,301
Grade D	\$4,455
Grade E	\$4,602
Grade F	\$4,756
Grade G	\$4,903

Options

Arm Caps

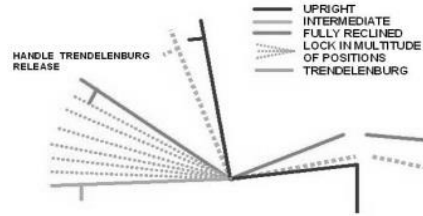
Standard in wood or upholstered	
4000PEA Polyester arm caps in one of 20 standard colors	\$156

Recliners

4000FAR	Folding arm (must be at opposite side of actuation hardware, if present) COM requirement : 1/2 yd	\$543
	COM-1	\$559
	Grade A	\$575
	Grade B	\$585
	Grade C	\$596
	Grade D	\$607
	Grade E	\$617
	Grade F	\$628
	Grade G	\$639
4000CFR	Continuous Footrest (-10 through -50)	\$122
4000CTB1	CTB 133	\$172
4000PBS	Soft grip covered tubular steel push bar	\$136
4000SFS	Convuluted Foam Seat	\$126
4000SLK1	Speed lock braking system w/1 pedal	\$386
4000SLK2	Speed lock braking system w/pedal on both sides	\$453
4000XMB1	Seat moisture barrier. (Single Seat)	\$93

Accessories

Recliners



Matteo 618-40 trendelenburg (pushbar operation)

A push on the arm two-way recliner for intermediate and fully reclined positions (foot rest comes up automatically) It does not lock in reclined positions. From the fully reclined position, the patient can be lowered into trendelenburg by squeezing the handle located at the back of the chair under the push bar. Four transport grade swivel-locking casters.

Dimensions: 46"h ~ 29"w ~ 40"/74"d / Seat: 19-1/2" h ~ 24" w

COM requirement : 7 yds each w/o repeats.

COM-1	\$3,600
Grade A	\$3,856
Grade B	\$4,112
Grade C	\$4,272
Grade D	\$4,440
Grade E	\$4,616
Grade F	\$4,784
Grade G	\$4,960
	\$5,128

Options

Arm Caps

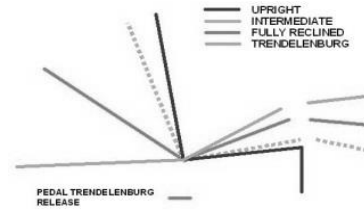
Standard in one of 8 wood finishes or upholstered

4000PEA Polyester arm caps in one of 20 standard colors \$156

Accessories

4000FAR	Folding arm (must be at opposite side of actuation hardware, if present) COM requirement : 1/2 yd	\$543
	COM-1	\$559
	Grade A	\$575
	Grade B	\$585
	Grade C	\$596
	Grade D	\$607
	Grade E	\$617
	Grade F	\$628
	Grade G	\$639
4000CFR	Continuous Footrest (-10 through -50)	\$122
4000CTB1	CTB 133	\$172
4000DBH	Drainage bag hook-up set of two	\$138
4000FST	Folding side tablet - 10"x13" (thermofoil)	\$329
4000FSTX	Folding side tablet - 10"x17" (thermofoil)	\$357
4000IVP	IV Pole and holder attached to chair	\$310
4000IVR	Freestanding IV Pole on caster base	\$643
4000PBS	Soft grip covered tubular steel push bar	\$136
4000PFT	Profile tablet - 14" x 19" (thermofoil)	\$582
4000PFTX	Profile tablet - 15" x 21.5" (thermofoil)	\$635
4000RHH	Restraint strap hook-up set of two	\$138
4000RMT	Removable adjustable feeding tray (laminated)	\$407
4000SFS	Convuluted Foam Seat	\$126
4000SLK1	Speed lock braking system w/1 pedal	\$386
4000SST	Self storing-adjustable feeding tray (laminated)	\$446
4000SWT	Swiveling side tablet - 10"x13" (thermofoil)	\$231
4000SWTX	Swiveling side tablet with 10"x17" (thermofoil)	\$246
4000XMB1	Seat moisture barrier. (Single Seat)	\$93
4000XTH	Oxygen tank holder	\$137

Recliners



Matteo II 618-45 trendelenburg (foot pedal operation)

The trendelenburg recliner features a push on the arm footrest and reclining motion. With a simple press of the footpedal the patient may be safely lowered into the trendelenburg position. Four transport grade casters.

Dimensions: 46"h ~ 32"w ~ 39"/69"d / Seat: 21" h ~ 24" w

COM requirement : 7 yds each w/o repeats.

COM-1	\$3,361
Grade A	\$3,585
Grade B	\$3,725
Grade C	\$3,872
Grade D	\$4,026
Grade E	\$4,173
Grade F	\$4,327
Grade G	\$4,474

Options

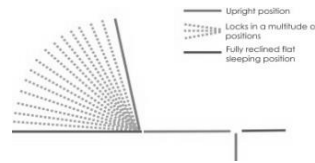
Arm Caps

Standard in one of 8 wood finishes or upholstered

4000PEA Polyester arm caps in one of 20 standard colors	\$156
---	-------

Accessories

4000FAR	Folding arm (must be at opposite side of actuation hardware, if present) COM requirement : 1/2 yd	\$543
	COM-1	\$559
	Grade A	\$575
	Grade B	\$585
	Grade C	\$596
	Grade D	\$607
	Grade E	\$617
	Grade F	\$628
	Grade G	\$639
4000CFR	Continuous Footrest (-10 through -50)	\$122
4000CTB1	CTB 133	\$172
4000DBH	Drainage bag hook-up set of two	\$138
4000FST	Folding side tablet - 10"x13" (thermofoil)	\$329
4000FSTX	Folding side tablet - 10"x17" (thermofoil)	\$357
4000IVP	IV Pole and holder attached to chair	\$310
4000IVR	Freestanding IV Pole on caster base	\$643
4000PBS	Soft grip covered tubular steel push bar	\$136
4000PFT	Profile tablet - 14" x 19" (thermofoil)	\$582
4000PFTX	Profile tablet - 15" x 21.5" (thermofoil)	\$635
4000RHH	Restraint strap hook-up set of two	\$138
4000RMT	Removable adjustable feeding tray (laminated)	\$407
4000SFS	Convuluted Foam Seat	\$126
4000SLK1	Speed lock braking system w/1 pedal	\$386
4000SST	Self storing-adjustable feeding tray (laminated)	\$446
4000SWT	Swiveling side tablet - 10"x13" (thermofoil)	\$231
4000SWTX	Swiveling side tablet with 10"x17" (thermofoil)	\$246
4000XMB1	Seat moisture barrier. (Single Seat)	\$93
4000XTH	Oxygen tank holder	\$137



Matteo II 618-51 Sleeper recliner

The sleeper recliner features independent foot rest and back reclining motions that require a minimum effort to operate. The independent foot rest is actuated by an outside lever while the back, actuated by a recessed finger pull, can be reclined to an infinite number of positions a flat including a flat position, and it locks on each position. Four transport grade swivel-locking casters.

Dimensions: 46"h ~ 32"w ~ 39"/69"d / Seat: 21" h ~ 24" w

COM requirement : 7 yds each w/o repeats.

COM-1	\$3,209
Grade A	\$3,433
Grade B	\$3,657
Grade C	\$3,797
Grade D	\$3,944
Grade E	\$4,098
Grade F	\$4,245
Grade G	\$4,399
	\$4,546

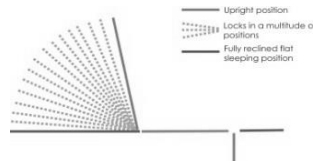
Options

Arm Caps

STANDARD: Upholstered or finished wood (8 std colors)	No Charge
4000PEA Polyester arm caps in one of 20 standard colors	\$179

Accessories

4000FAR	Folding arm (must be at opposite side of actuation hardware, if present)	
	COM requirement : 1/2 yd	\$543
	COM-1	\$559
	Grade A	\$575
	Grade B	\$585
	Grade C	\$596
	Grade D	\$607
	Grade E	\$617
	Grade F	\$628
	Grade G	\$639
4000CFR	Continuous Footrest (-10 through -50)	\$122
4000CTB1	CTB 133	\$172
4000DBH	Drainage bag hook-up set of two	\$138
4000FST	Folding side tablet - 10"x13" (thermofoil)	\$329
4000FSTX	Folding side tablet - 10"x17" (thermofoil)	\$357
4000IVP	IV Pole and holder attached to chair	\$310
4000IVR	Freestanding IV Pole on caster base	\$643
4000PBS	Soft grip covered tubular steel push bar	\$136
4000PFT	Profile tablet - 14" x 19" (thermofoil)	\$582
4000PFTX	Profile tablet - 15" x 21.5" (thermofoil)	\$635
4000RFT	Rolling Foot Tray	\$332
4000RHH	Restraint strap hook-up set of two	\$138
4000RMT	Removable adjustable feeding tray (laminated)	\$407
4000SFS	Convolute Foam Seat	\$126
4000SLK1	Speed lock braking system w/1 pedal	\$386
4000SLK2	Speed lock braking system w/pedal on both sides	\$453
4000SPT2	Swivel Profile tablet - 14" x 19" (thermofoil) (614, 615, 623)	\$606
4000SST	Self storing-adjustable feeding tray (laminated)	\$446
4000SWT	Swiveling side tablet - 10"x13" (thermofoil)	\$231
4000SWTX	Swiveling side tablet with 10"x17" (thermofoil)	\$246
4000XMB1	Seat moisture barrier. (Single Seat)	\$93
4000XTH	Oxygen tank holder	\$137



Matteo II 618-51-500 Sleeper recliner

The sleeper recliner features independent foot rest and back reclining motions that require a minimum effort to operate. The independent foot rest is actuated by an outside lever while the back, actuated by a recessed finger pull, can be reclined to an infinite number of positions a flat including a flat position, and it locks on each position. Four transport grade swivel-locking casters. **500 LBS. weight capacity**

Dimensions: 46"h ~ 32"w ~ 39"/69"d / Seat: 21" h ~ 24" w

COM requirement : 7 yds each w/o repeats.

COM-1	\$3,732
Grade A	\$3,956
Grade B	\$4,180
Grade C	\$4,320
Grade D	\$4,467
Grade E	\$4,621
Grade F	\$4,768
Grade G	\$4,922
	\$5,069

Options

Arm Caps

STANDARD: Upholstered or finished wood (8 std colors)	No Charge
4000PEA Polyester arm caps in one of 20 standard colors	\$179

Accessories

4000FAR	Folding arm (must be at opposite side of actuation hardware, if present)	
	COM requirement : 1/2 yd	\$543
	COM-1	\$559
	Grade A	\$575
	Grade B	\$585
	Grade C	\$596
	Grade D	\$607
	Grade E	\$617
	Grade F	\$628
	Grade G	\$639
4000CFR	Continuous Footrest (-10 through -50)	\$122
4000CTB1	CTB 133	\$172
4000DBH	Drainage bag hook-up set of two	\$138
4000FST	Folding side tablet - 10"x13" (thermofoil)	\$329
4000FSTX	Folding side tablet - 10"x17" (thermofoil)	\$357
4000IVP	IV Pole and holder attached to chair	\$310
4000IVR	Freestanding IV Pole on caster base	\$643
4000PBS	Soft grip covered tubular steel push bar	\$136
4000PFT	Profile tablet - 14" x 19" (thermofoil)	\$582
4000PFTX	Profile tablet - 15" x 21.5" (thermofoil)	\$635
4000RFT	Rolling Foot Tray	\$332
4000RHH	Restraint strap hook-up set of two	\$138
4000RMT	Removable adjustable feeding tray (laminated)	\$407
4000SFS	Convolute Foam Seat	\$126
4000SLK1	Speed lock braking system w/1 pedal	\$386
4000SLK2	Speed lock braking system w/pedal on both sides	\$453
4000SPT2	Swivel Profile tablet - 14" x 19" (thermofoil) (614, 615, 623)	\$606
4000SST	Self storing-adjustable feeding tray (laminated)	\$446
4000SWT	Swiveling side tablet - 10"x13" (thermofoil)	\$231
4000SWTX	Swiveling side tablet with 10"x17" (thermofoil)	\$246
4000XMB1	Seat moisture barrier. (Single Seat)	\$93
4000XTH	Oxygen tank holder	\$137



Images may show options and accessories that are not included in the base price.

Recliners

Accessories

618-51HL MATTEO II Hydraulic lift recliner - Sleeper

The sleeper recliner features independent foot rest and back reclining motions that require a minimum effort to operate. The independent foot rest is actuated by an outside lever while the back, actuated by a recessed finger pull, can be reclined to an infinite number of positions a flat including a flat position, and it locks on each position. Four transport grade swivel-locking casters. By operating a hydraulic foot pedal, patients can be raised to a height of 31" facilitating exams and bed transfers.

Dimensions: 47"h ~ 35.25"w ~ 39"/76"d / Seat: 21"/31" h ~ 24" w

COM requirement : 7 yds each w/o repeats.

COM-1	\$5,889
Grade A	\$6,113
Grade B	\$6,253
Grade C	\$6,400
Grade D	\$6,554
Grade E	\$6,701
Grade F	\$6,855
Grade G	\$7,002

4000FAR

Folding arm (must be at opposite side of actuation hardware, if present)

COM requirement : 1/2 yd \$543

COM-1 \$559

Grade A \$575

Grade B \$585

Grade C \$596

Grade D \$607

Grade E \$617

Grade F \$628

Grade G \$639

4000CFR5

Continuous Footrest (-51 through -53) \$236

4000CTB1

CTB 133 \$172

4000DBH

Drainage bag hook-up set of two \$138

4000FST

Folding side tablet - 10"x13" (thermofoil) \$329

4000FSTX

Folding side tablet - 10"x17" (thermofoil) \$357

4000IVP

IV Pole and holder attached to chair \$310

4000IVR

Freestanding IV Pole on caster base \$643

4000PBS

Soft grip covered tubular steel push bar \$136

4000PFT

Profile tablet - 14" x 19" (thermofoil) \$582

4000PFTX

Profile tablet - 15" x 21.5" (thermofoil) \$635

4000RHH

Restraint strap hook-up set of two \$138

4000RMT

Removable adjustable feeding tray (laminated) \$407

4000SFS

Convoluted Foam Seat \$126

4000SLK1

Speed lock braking system w/1 pedal \$386

4000SST

Self storing-adjustable feeding tray (laminated) \$446

4000SWT

Swiveling side tablet - 10"x13" (thermofoil) \$231

4000SWTX

Swiveling side tablet with 10"x17" (thermofoil) \$246

4000XMB1

Seat moisture barrier. (Single Seat) \$93

4000XTH

Oxygen tank holder \$137

Options

Arm Caps

Standard in one of 8 wood finishes or upholstered

4000PEA Polyester arm caps in one of 20 standard colors \$156

618-52 MATTEO II Sleeper Recliner with Trendelenburg

The sleeper recliner features independent foot rest and back reclining motions that require a minimum effort to operate. The independent foot rest is actuated by an outside lever while the back, actuated by a recessed finger pull, can be reclined to an infinite number of positions a flat including a flat position, and it locks on each position. Four transport grade swivel-locking casters.

COM requirement : 8 yds each w/o repeats.

COM-1	\$3,425
Grade A	\$3,649
Grade B	\$3,873
Grade C	\$4,013
Grade D	\$4,160
Grade E	\$4,314
Grade F	\$4,461
Grade G	\$4,615
	\$4,762

Options

Arm Caps

Standard in one of 8 wood finishes or upholstered

4000PEA Polyester arm caps in one of 20 standard colors	\$156
---	-------

Accessories

4000FAR	Folding arm (must be at opposite side of actuation hardware, if present) COM requirement : 1/2 yd	\$543
	COM-1	\$559
	Grade A	\$575
	Grade B	\$585
	Grade C	\$596
	Grade D	\$607
	Grade E	\$617
	Grade F	\$628
	Grade G	\$639
4000CFR5	Continuous Footrest (-51 through -53)	\$236
4052CLS	Central Locking System - 5" Total Lock Casters	\$1,080
4052CLS3	Central Locking System - 3" casters	\$995
4052CLS5	Central locking system w/5" Directional Lock casters	\$1,075
4000CTB1	CTB 133	\$200
4000DBH	Drainage bag hook-up set of two	\$138
4000FST	Folding side tablet - 10"x13" (thermofoil)	\$329
4000FSTX	Folding side tablet - 10"x17" (thermofoil)	\$357
4000IVP	IV Pole and holder attached to chair	\$310
4000IVR	Freestanding IV Pole on caster base	\$643
4000PBS	Soft grip covered tubular steel push bar	\$136
4000PFT	Profile tablet - 14" x 19" (thermofoil)	\$582
4000PFTX	Profile tablet - 15" x 21.5" (thermofoil)	\$635
4000RFT	Rolling Foot Tray	\$332
4000RHH	Restraint strap hook-up set of two	\$138
4000RMT	Removable adjustable feeding tray (laminated)	\$407
4000SLK1	Speed lock braking system w/1 pedal	\$386
4000SLK2	Speed lock braking system w/pedal on both sides	\$453
4000SST	Self storing-adjustable feeding tray (laminated)	\$446
4000SWT	Swiveling side tablet - 10"x13" (thermofoil)	\$231
4000SWTX	Swiveling side tablet with 10"x17" (thermofoil)	\$246
4000XMB1	Seat moisture barrier. (Single Seat)	\$93
4000XTH	Oxygen tank holder	\$137



Images may show options and accessories that are not included in the base price.

618-52HL MATTEO II Hydraulic lift recliner - Sleeper with Trendelenburg

Dimensions: 47"h ~ 35.25"w ~ 39"/76"d / Seat: 21"/31" h ~ 24" w

The sleeper recliner features independent foot rest and back reclining motions that require a minimum effort to operate. The independent foot rest is actuated by an outside lever while the back, actuated by a recessed finger pull, can be reclined to an infinite number of positions a flat including a flat position, and it locks on each position. The trendelenburg position is activated with the foot pedal on each side of chair. Four transport grade swivel-locking casters. By operating a hydraulic foot pedal, patients can be raised to a height of 31" facilitating exams and bed transfers.

COM requirement : 7 yds each w/o repeats.

COM-1	\$6,383
Grade A	\$6,607
Grade B	\$6,831
Grade C	\$6,971
Grade D	\$7,118
Grade E	\$7,272
Grade F	\$7,419
Grade G	\$7,573
	\$7,720

Recliners

4000FAR

- 4000CFR5
- 4000CTB1
- 4000DBH
- 4000FST
- 4000FSTX
- 4000IVP
- 4000IVR
- 4000PBS
- 4000PFT
- 4000PFTX
- 4000RHH
- 4000RMT
- 4000SFS
- 4000SLK1
- 4000SST
- 4000SWT
- 4000SWTX
- 4000XMB1
- 4000XTH

Accessories

- Folding arm (must be at opposite side of actuation hardware, if present) \$543
- COM requirement : 1/2 yd \$559
- COM-1 \$575
- Grade A \$585
- Grade B \$596
- Grade C \$607
- Grade D \$617
- Grade E \$628
- Grade F \$639
- Grade G \$236
- Continuous Footrest (-51 through -53) \$172
- CTB 133 \$138
- Drainage bag hook-up set of two \$329
- Folding side tablet - 10"x13" (thermofoil) \$357
- Folding side tablet - 10"x17" (thermofoil) \$310
- IV Pole and holder attached to chair \$643
- Freestanding IV Pole on caster base \$136
- Soft grip covered tubular steel push bar \$582
- Profile tablet - 14" x 19" (thermofoil) \$635
- Profile tablet - 15" x 21.5" (thermofoil) \$138
- Restraint strap hook-up set of two \$407
- Removable adjustable feeding tray (laminated) \$126
- Convolute Foam Seat \$386
- Speed lock braking system w/1 pedal \$446
- Self storing-adjustable feeding tray (laminated) \$231
- Swiveling side tablet - 10"x13" (thermofoil) \$246
- Swiveling side tablet with 10"x17" (thermofoil) \$93
- Seat moisture barrier. (Single Seat) \$137
- Oxygen tank holder

Options

Arm Caps

Standard in one of 8 wood finishes or upholstered

4000PEA Polyester arm caps in one of 20 standard colors \$156

Recliners



618-53 MATTEO II Glider sleeper recliner

The glider sleeper features independent foot rest and back reclining motions. The foot rest is actuated by an outside lever while the back, actuated by a recessed finger pull, can be locked into an infinite number of positions between upright and sleeping position. *note* this recliner does not lock the gliding with partial recline.

Dimensions: 46"h ~ 32"w ~ 39"/76"d / Seat: 20" h ~ 24" w

COM requirement : 7 yds each w/o repeats.

COM-1	\$3,912
Grade A	\$4,136
Grade B	\$4,360
Grade C	\$4,500
Grade D	\$4,647
Grade E	\$4,801
Grade F	\$4,948
Grade G	\$5,102
	\$5,249

Options

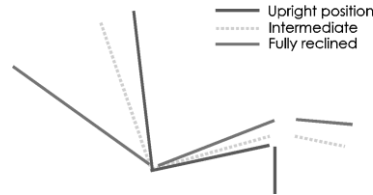
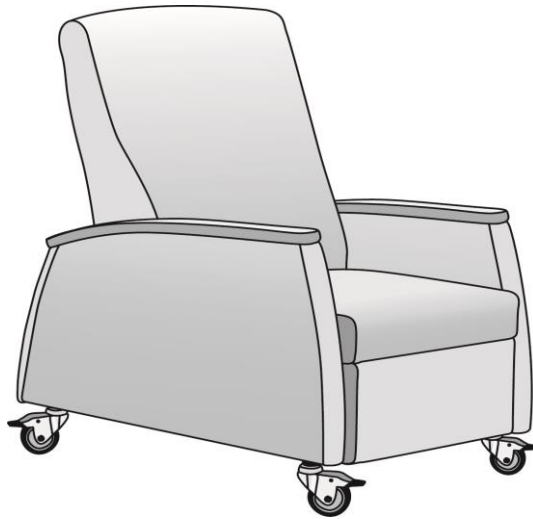
Arm Caps

Standard in one of 8 wood finishes or upholstered

4000PEA Polyester arm caps in one of 20 standard colors	\$156
---	-------

Accessories

4000FAR	Folding arm (must be at opposite side of actuation hardware, if present) COM requirement : 1/2 yd	\$543
	COM-1	\$559
	Grade A	\$575
	Grade B	\$585
	Grade C	\$596
	Grade D	\$607
	Grade E	\$617
	Grade F	\$628
	Grade G	\$639
4000CFR5	Continuous Footrest (-51 through -53)	\$236
4053CLS	Central Locking System - 5" Total Lock Casters	\$1,129
4053CLS3	Central Locking System - 3" casters	\$1,067
4053CLS5	Central Locking Caster Base 5" Directional Lock	\$1,124
4000CTB1	CTB 133	\$172
4000DBH	Drainage bag hook-up set of two	\$138
4000FST	Folding side tablet - 10"x13" (thermofoil)	\$329
4000FSTX	Folding side tablet - 10"x17" (thermofoil)	\$357
4000IVP	IV Pole and holder attached to chair	\$310
4000IVR	Freestanding IV Pole on caster base	\$643
4000PBS	Soft grip covered tubular steel push bar	\$136
4000PFT	Profile tablet - 14" x 19" (thermofoil)	\$582
4000PFTX	Profile tablet - 15" x 21.5" (thermofoil)	\$635
4000RHH	Restraint strap hook-up set of two	\$138
4000RMT	Removable adjustable feeding tray (laminated)	\$407
4000SFS	Convoluted Foam Seat	\$126
4000SLK1	Speed lock braking system w/1 pedal	\$386
4000SST	Self storing-adjustable feeding tray (laminated)	\$446
4000SWT	Swiveling side tablet - 10"x13" (thermofoil)	\$231
4000SWTX	Swiveling side tablet with 10"x17" (thermofoil)	\$246
4000XMB1	Seat moisture barrier. (Single Seat)	\$93
4000XTH	Oxygen tank holder	\$137



Suspend 624-10 Push-On-Arm

The Push-On-Arm features a footrest that is extended by pushing on the arms. Four transport grade casters.

Dimensions: 42"h ~ 27"w ~ 33"/64"d / Seat: 18"h ~ 22"w

COM requirement : 7 yds each w/o repeats.

COM-1	\$2,670
Grade A	\$2,894
Grade B	\$3,118
Grade C	\$3,258
Grade D	\$3,405
Grade E	\$3,559
Grade F	\$3,706
Grade G	\$3,860
	\$4,007

Options

Arm Caps

STANDARD: Upholstered or finished wood (8 std colors)

No Charge

4000PEA Polyester arm caps in one of 20 standard colors

\$179

Accessories

4000FAR	Folding arm (must be at opposite side of actuation hardware, if present) COM requirement : 1/2 yd	\$543
	COM-1	\$559
	Grade A	\$575
	Grade B	\$585
	Grade C	\$596
	Grade D	\$607
	Grade E	\$617
	Grade F	\$628
	Grade G	\$639
4000CFR	Continuous Footrest (-10 through -50)	\$122
4000CLS4	Central locking system w/5" Directional Lock casters	\$1,341
4000CTB1	CTB 133	\$200
4000DBH	Drainage bag hook-up set of two	\$138
4000FST	Folding side tablet - 10"x13" (thermofoil)	\$329
4000FSTX	Folding side tablet - 10"x17" (thermofoil)	\$357
4000IVP	IV Pole and holder attached to chair	\$310
4000IVR	Freestanding IV Pole on caster base	\$643
4000PBS	Soft grip covered tubular steel push bar	\$136
4000PFT	Profile tablet - 14" x 19" (thermofoil)	\$582
4000PFTX	Profile tablet - 15" x 21.5" (thermofoil)	\$635
4000RHH	Restraint strap hook-up set of two	\$138
4000RMT	Removable adjustable feeding tray (laminated)	\$407
4000SLK1	Speed lock braking system w/1 pedal	\$386
4000SLK2	Speed lock braking system w/pedal on both sides	\$453
4000SST	Self storing-adjustable feeding tray (laminated)	\$446
4000SWT	Swiveling side tablet - 10"x13" (thermofoil)	\$231
4000SWTX	Swiveling side tablet with 10"x17" (thermofoil)	\$246
4000XMB1	Seat moisture barrier. (Single Seat)	\$93
4000XTH	Oxygen tank holder	\$137



Suspend 624-11 Push on Arm Sleeper Recliner

The Push on the arm sleeper features an effortless push on the arm operation which goes into a comfortable sleeping position. Because there is no lever or finger pull this recliner can accommodate accessories such as folding arms or tablets on both sides.

Dimensions: 47"h ~ 32"w ~ 39"/69"d / Seat: 21" h ~ 24" w

COM requirement : 7 yds each w/o repeats.

COM-1	\$3,090
Grade A	\$3,314
Grade B	\$3,538
Grade C	\$3,678
Grade D	\$3,825
Grade E	\$3,979
Grade F	\$4,126
Grade G	\$4,280
	\$4,427

Options

Arm Caps	
STANDARD: Upholstered or finished wood (8 std colors)	No Charge
4000PEA Polyester arm caps in one of 20 standard colors	\$179

Recliners

4000FAR

4000CFR

4000CTB1

4000DBH

4000FST

4000FSTX

4000IVP

4000IVR

4000PBS

4000PFT

4000PFTX

4000RFT

4000RHH

4000RMT

4000SFS

4000SLK1

4000SLK2

4000SPT2

4000SST

4000SWT


4000SWTX

4000XMB1

4000XTH

Accessories

Folding arm (must be at opposite side of actuation hardware, if present)	
COM requirement : 1/2 yd	\$543
COM-1	\$559
Grade A	\$575
Grade B	\$585
Grade C	\$596
Grade D	\$607
Grade E	\$617
Grade F	\$628
Grade G	\$639
Continuous Footrest (-10 through -50)	\$122
CTB 133	\$172
Drainage bag hook-up set of two	\$138
Folding side tablet - 10"x13" (thermofoil)	\$329
Folding side tablet - 10"x17" (thermofoil)	\$357
IV Pole and holder attached to chair	\$310
Freestanding IV Pole on caster base	\$643
Soft grip covered tubular steel push bar	\$136
Profile tablet - 14" x 19" (thermofoil)	\$582
Profile tablet - 15" x 21.5" (thermofoil)	\$635
Rolling Foot Tray	\$332
Restraint strap hook-up set of two	\$138
Removable adjustable feeding tray (laminated)	\$407
Convuluted Foam Seat	\$126
Speed lock braking system w/1 pedal	\$386
Speed lock braking system w/pedal on both sides	\$453
Swivel Profile tablet - 14" x 19" (thermofoil) (614, 615, 623)	\$606
Self storing-adjustable feeding tray (laminated)	\$446
Swiveling side tablet - 10"x13" (thermofoil)	\$231
Swiveling side tablet with 10"x17" (thermofoil)	\$246
Seat moisture barrier. (Single Seat)	\$93
Oxygen tank holder	\$137



Suspend 624-11HL Push on Arm Sleeper Recliner w/ Hydraulic Lift

The Push on the arm sleeper features an effortless push on the arm operation which goes into a comfortable sleeping position. Because there is no lever or finger pull this recliner can accommodate accessories such as folding arms or tablets on both sides. By operating a hydraulic foot pedal, patients can be raised to a height of 31" facilitating exams and bed transfers.

Dimensions: 47"h ~ 32"w ~ 39"/69"d / Seat: 21"/31" h ~ 24" w

COM requirement : 7 yds each w/o repeats.

COM-1	\$6,075
Grade A	\$6,299
Grade B	\$6,523
Grade C	\$6,663
Grade D	\$6,810
Grade E	\$6,964
Grade F	\$7,111
Grade G	\$7,265
	\$7,412

Options

Arm Caps

STANDARD: Upholstered or finished wood (8 std colors)	No Charge
4000PEA Polyester arm caps in one of 20 standard colors	\$179

Recliners

4000FAR

4000CFR

4000CTB1

4000DBH

4000FST

4000FSTX

4000IVP

4000IVR

4000PBS

4000PFT

4000PFTX

4000RHH

4000RMT

4000SFS

4000SLK1

4000SLK2

4000SPT2

4000SST

4000SWT

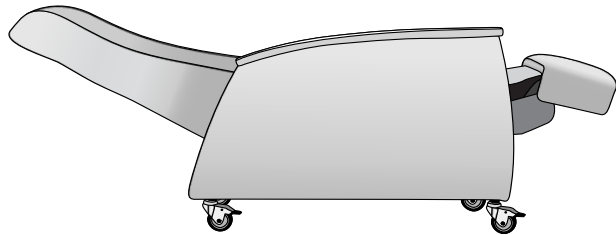
4000SWTX

4000XMB1

4000XTH

Accessories

Folding arm (must be at opposite side of actuation hardware, if present)	
COM requirement : 1/2 yd	\$543
COM-1	\$559
Grade A	\$575
Grade B	\$585
Grade C	\$596
Grade D	\$607
Grade E	\$617
Grade F	\$628
Grade G	\$639
Continuous Footrest (-10 through -50)	\$122
CTB 133	\$172
Drainage bag hook-up set of two	\$138
Folding side tablet - 10"x13" (thermofoil)	\$329
Folding side tablet - 10"x17" (thermofoil)	\$357
IV Pole and holder attached to chair	\$310
Freestanding IV Pole on caster base	\$643
Soft grip covered tubular steel push bar	\$136
Profile tablet - 14" x 19" (thermofoil)	\$582
Profile tablet - 15" x 21.5" (thermofoil)	\$635
Restraint strap hook-up set of two	\$138
Removable adjustable feeding tray (laminated)	\$407
Convuluted Foam Seat	\$126
Speed lock braking system w/1 pedal	\$386
Speed lock braking system w/pedal on both sides	\$453
Swivel Profile tablet - 14" x 19" (thermofoil) (614, 615, 623)	\$606
Self storing-adjustable feeding tray (laminated)	\$446
Swiveling side tablet - 10"x13" (thermofoil)	\$231
Swiveling side tablet with 10"x17" (thermofoil)	\$246
Seat moisture barrier. (Single Seat)	\$93
Oxygen tank holder	\$137



Suspend 624-11PR Push on Arm Sleeper Recliner for Behavioral Health

The Push on the arm sleeper features an effortless push on the arm operation which goes into a comfortable sleeping position. Manufactured with tamper-proof screws, non-removable panels, steel plate scissor guards and compression dowels on arm caps. A flap sewn on a metal stretcher limits access to recliner internals from the back.

Dimensions: 47"h ~ 32"w ~ 39"/69"d / Seat: 21" h ~ 24" w


COM requirement : 7 yds each w/o repeats.	\$3,729
COM-1	\$3,953
Grade A	\$4,177
Grade B	\$4,317
Grade C	\$4,464
Grade D	\$4,618
Grade E	\$4,765
Grade F	\$4,919
Grade G	\$5,066

Options

Arm Caps	
STANDARD: Upholstered or finished wood (8 std colors)	No Charge
4000PEA Polyester arm caps in one of 20 standard colors	\$179

Accessories

4000FAR	Folding arm (must be at opposite side of actuation hardware, if present) COM requirement : 1/2 yd	\$543
	COM-1	\$559
	Grade A	\$575
	Grade B	\$585
	Grade C	\$596
	Grade D	\$607
	Grade E	\$617
	Grade F	\$628
	Grade G	\$639
4000CFR	Continuous Footrest (-10 through -50)	\$122
4000CTB1	CTB 133	\$172
4000PBS	Soft grip covered tubular steel push bar	\$136
4000SFS	Convuluted Foam Seat	\$126
4000SLK1	Speed lock braking system w/1 pedal	\$386
4000SLK2	Speed lock braking system w/pedal on both sides	\$453
4000XMB1	Seat moisture barrier. (Single Seat)	\$93



Suspend 624-15 Multi-Lock

The multi-lock recliner features independent foot rest and back reclining motions that require a minimum effort to operate. The independent foot rest is actuated by an outside lever while the back, actuated by a recessed finger pull, can be locked into an infinite number of positions between upright and fully reclined. Four transport grade casters.

Dimensions: 45"h ~ 31"w ~ 36"/65"d / Seat: 19"h ~ 22"w

COM requirement : 7 yds each w/o repeats.

COM-1	\$3,226
Grade A	\$3,450
Grade B	\$3,674
Grade C	\$3,814
Grade D	\$3,961
Grade E	\$4,115
Grade F	\$4,262
Grade G	\$4,416
	\$4,563

Options

Arm Caps

STANDARD: Upholstered or finished wood (8 std colors)	No Charge
4000PEA Polyester arm caps in one of 20 standard colors	\$179

Recliners

4000FAR

Folding arm (must be at opposite side of actuation hardware, if present)

COM requirement : 1/2 yd

COM-1	\$543
Grade A	\$559
Grade B	\$575
Grade C	\$585
Grade D	\$596
Grade E	\$607
Grade F	\$617
Grade G	\$628
	\$639

4000CFR

Continuous Footrest (-10 through -50)

\$122

4015CLS3

Central Locking Caster System - 3" Casters

\$899

4000CTB1

CTB 133

\$200

4000DBH

Drainage bag hook-up set of two

\$138

4000FST

Folding side tablet - 10"x13" (thermofoil)

\$329

4000FSTX

Folding side tablet - 10"x17" (thermofoil)

\$357

4000IVP

IV Pole and holder attached to chair

\$310

4000IVR

Freestanding IV Pole on caster base

\$643

4000PBS

Soft grip covered tubular steel push bar

\$136

4000PFT

Profile tablet - 14" x 19" (thermofoil)

\$582

4000PFTX

Profile tablet - 15" x 21.5" (thermofoil)

\$635

4000RFT

Rolling Foot Tray

\$332

4000RHH

Restraint strap hook-up set of two

\$138

4000RMT

Removable adjustable feeding tray (laminated)

\$407

4000SLK1

Speed lock braking system w/1 pedal

\$386

4000SLK2

Speed lock braking system w/pedal on both sides

\$453

4000SST

Self storing-adjustable feeding tray (laminated)

\$446

4000SWT

Swiveling side tablet - 10"x13" (thermofoil)

\$231

4000SWTX

Swiveling side tablet with 10"x17" (thermofoil)

\$246

4000XMB1

Seat moisture barrier. (Single Seat)


\$93

4000XTH

Oxygen tank holder

\$137

Accessories



Suspend 624-15-650 Bariatric Multi-Lock

The Bariatric multi-lock recliner features independent foot rest and back reclining motions that require a minimum effort to operate. The independent foot rest is actuated by an outside lever while the back, actuated by a recessed finger pull, can be locked into an infinite number of positions between upright and fully reclined. Six transport grade swivel-locking casters. **650lbs. capacity**

Dimensions: 45"h ~ 35"w ~ 32"/67"d ~ 20"sh

COM requirement : 8 yds each w/o repeats.

COM-1	\$3,821
Grade A	\$4,077
Grade B	\$4,333
Grade C	\$4,493
Grade D	\$4,661
Grade E	\$4,837
Grade F	\$5,005
Grade G	\$5,181
	\$5,349

Options

Arm Caps

STANDARD: Upholstered or finished wood (8 std colors)	No Charge
4000PEA Polyester arm caps in one of 20 standard colors	\$179

Accessories

4000FAR	Folding arm (must be at opposite side of actuation hardware, if present) COM requirement : 1/2 yd	\$543
	COM-1	\$559
	Grade A	\$575
	Grade B	\$585
	Grade C	\$596
	Grade D	\$607
	Grade E	\$617
	Grade F	\$628
	Grade G	\$639
4000BPB	Bariatric soft grip push bar	\$147
4000CFR	Continuous Footrest (-10 through -50)	\$144
4000CTB1	CTB 133	\$200
4000DBH	Drainage bag hook-up set of two	\$138
4000FST	Folding side tablet - 10"x13" (thermofoil)	\$329
4000FSTX	Folding side tablet - 10"x17" (thermofoil)	\$357
4000IVP	IV Pole and holder attached to chair	\$310
4000IVR	Freestanding IV Pole on caster base	\$643
4000PFT	Profile tablet - 14" x 19" (thermofoil)	\$582
4000PFTX	Profile tablet - 15" x 21.5" (thermofoil)	\$635
4000RFT	Rolling Foot Tray	\$332
4000RHH	Restraint strap hook-up set of two	\$138
4000RMT	Removable adjustable feeding tray (lamine)	\$407
4000SLK1	Speed lock braking system w/1 pedal	\$386
4000SLK2	Speed lock braking system w/pedal on both sides	\$453
4000SST	Self storing-adjustable feeding tray (lamine)	\$446
4000SWT	Swiveling side tablet - 10"x13" (thermofoil)	\$231
4000SWTX	Swiveling side tablet with 10"x17" (thermofoil)	\$246
4000XMB1	Seat moisture barrier. (Single Seat)	\$93
4000XTH	Oxygen tank holder	\$137



Suspend 624-15-750 Bariatric Multi-Lock

The Bariatric multi-lock recliner features independent foot rest and back reclining motions that require a minimum effort to operate. The independent foot rest is actuated by an outside lever while the back, actuated by a recessed finger pull, can be locked into an infinite number of positions between upright and fully reclined. Six transport grade swivel-locking casters. **750lbs. capacity**

Dimensions: 45"h ~ 35"w ~ 32"/67"d ~ 20"sh

COM requirement : 8 yds each w/o repeats.

COM-1	\$3,968
Grade A	\$4,224
Grade B	\$4,480
Grade C	\$4,640
Grade D	\$4,808
Grade E	\$4,984
Grade F	\$5,152
Grade G	\$5,328
	\$5,496

Options

Arm Caps

STANDARD: Upholstered or finished wood (8 std colors)	No Charge
4000PEA Polyester arm caps in one of 20 standard colors	\$179

Accessories

4000FAR	Folding arm (must be at opposite side of actuation hardware, if present) COM requirement : 1/2 yd	\$543
	COM-1	\$559
	Grade A	\$575
	Grade B	\$585
	Grade C	\$596
	Grade D	\$607
	Grade E	\$617
	Grade F	\$628
	Grade G	\$639
4000BPB	Bariatric soft grip push bar	\$147
4000CFR	Continuous Footrest (-10 through -50)	\$144
4000CTB1	CTB 133	\$200
4000DBH	Drainage bag hook-up set of two	\$138
4000FST	Folding side tablet - 10"x13" (thermofoil)	\$329
4000FSTX	Folding side tablet - 10"x17" (thermofoil)	\$357
4000IVP	IV Pole and holder attached to chair	\$310
4000IVR	Freestanding IV Pole on caster base	\$643
4000PFT	Profile tablet - 14" x 19" (thermofoil)	\$582
4000PFTX	Profile tablet - 15" x 21.5" (thermofoil)	\$635
4000RFT	Rolling Foot Tray	\$332
4000RHH	Restraint strap hook-up set of two	\$138
4000RMT	Removable adjustable feeding tray (lamine)	\$407
4000SLK1	Speed lock braking system w/1 pedal	\$386
4000SLK2	Speed lock braking system w/pedal on both sides	\$453
4000SST	Self storing-adjustable feeding tray (lamine)	\$446
4000SWT	Swiveling side tablet - 10"x13" (thermofoil)	\$231
4000SWTX	Swiveling side tablet with 10"x17" (thermofoil)	\$246
4000XMB1	Seat moisture barrier. (Single Seat)	\$93
4000XTH	Oxygen tank holder	\$137



The Suspend recliner with its smooth and safe motorized movement can be reclined to any position, including flat. With the touch of a button the vertical lift will safely raise the chair, facilitating the transferring of the patient to and from the bed, reducing the risk of injury for both patient and staff. Caster base is standard.

Suspend 624-28MN Motorized Lift Recliner

Dimensions: 49" h ~ 33"w ~ 41"/79"d / Seat 19-1/2" ~ 25-1/2" w

COM requirement : yds each w/o repeats.

COM-1	\$6,722
Grade A	\$7,010
Grade B	\$7,298
Grade C	\$7,478
Grade D	\$7,667
Grade E	\$7,865
Grade F	\$8,054
Grade G	\$8,252
	\$8,441

Suspend 624-28M Motorized Lift Recliner

Dimensions: 49" h ~ 36"w ~ 41"/79"d / Seat: 19"/32"h ~ 27-1/2" w

COM requirement : 9 yds each w/o repeats.

COM-1	\$7,033
Grade A	\$7,321
Grade B	\$7,609
Grade C	\$7,789
Grade D	\$7,978
Grade E	\$8,176
Grade F	\$8,365
Grade G	\$8,563
	\$8,752

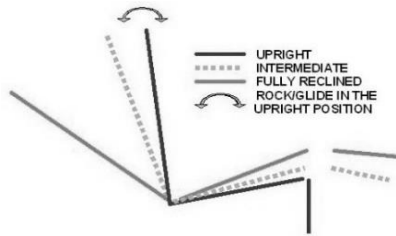
Accessories

4000FAR	Folding arm (must be at opposite side of actuation hardware, if present)	
	COM requirement : 1/2 yd	\$543
	COM-1	\$559
	Grade A	\$575
	Grade B	\$585
	Grade C	\$596
	Grade D	\$607
	Grade E	\$617
	Grade F	\$628
	Grade G	\$639
4000CTB1	CTB 133	\$172
4000DBH	Drainage bag hook-up set of two	\$138
4000FST	Folding side tablet - 10"x13" (thermofoil)	\$329
4000FSTX	Folding side tablet - 10"x17" (thermofoil)	\$357
4000HC-MSG	Heated Seat & Massage	\$1,283
4000IVP	IV Pole and holder attached to chair	\$310
4000IVR	Freestanding IV Pole on caster base	\$643
4000PBS	Soft grip covered tubular steel push bar	\$136
4000PFT	Profile tablet - 14" x 19" (thermofoil)	\$582
4000RHH	Restraint strap hook-up set of two	\$138
4000RMT	Removable adjustable feeding tray (laminated)	\$407
4000SPT2	Swivel Profile tablet - 14" x 19" (thermofoil) (614, 615, 616)	\$606
4000SST	Self storing-adjustable feeding tray (laminated)	\$446
4000SWT	Swiveling side tablet - 10"x13" (thermofoil)	\$231
4000SWTX	Swiveling side tablet with 10"x17" (thermofoil)	\$246
4000XMB1	Seat moisture barrier. (Single Seat)	\$93
4000XTH	Oxygen tank holder	\$137

Options

Arm Caps

STANDARD:	Upholstered or finished wood (8 std colors)	No Charge
4000PEA	Polyester arm caps in one of 20 standard colors	\$179



Suspend 624-35

The glider recliner features three positions. In the upright position it glides, and as it starts reclining, the gliding automatically stops. The first reclined position is accessed by pulling the foot rest lever, and the fully reclined position is reached by pushing on the arms. Caster option is available.

Dimensions: 42"h ~ 30"w ~ 36"/65"d / Seat: 19"h ~ 28" w

COM requirement : 7 yds each w/o repeats.

COM-1	\$3,225
Grade A	\$3,449
Grade B	\$3,673
Grade C	\$3,813
Grade D	\$3,960
Grade E	\$4,114
Grade F	\$4,261
Grade G	\$4,415
	\$4,562

Recliners

4000FAR

4000CFR

4000CTB1

4000DBH

4000FST

4000FSTX

4000IVP

4000IVR

4000PBS

4000PFT

4000PFTX

4000RHH

4000RMT

4000SLK1

4000SLK2

4000SPT2

4000SST

4000SWT

4000SWTX

4000XMB1

4000XTH

Accessories

Folding arm (must be at opposite side of actuation hardware, if present)

COM requirement : 1/2 yd

COM-1

Grade A

Grade B

Grade C

Grade D

Grade E

Grade F

Grade G

Continuous Footrest (-10 through -50)

CTB 133

Drainage bag hook-up set of two

Folding side tablet - 10"x13" (thermofoil)

Folding side tablet - 10"x17" (thermofoil)

IV Pole and holder attached to chair

Freestanding IV Pole on caster base

Soft grip covered tubular steel push bar

Profile tablet - 14" x 19" (thermofoil)

Profile tablet - 15" x 21.5" (thermofoil)

Restraint strap hook-up set of two

Removable adjustable feeding tray (laminate)

Speed lock braking system w/1 pedal

Speed lock braking system w/pedal on both sides

Swivel Profile tablet - 14" x 19" (thermofoil) (614, 615, 623)

Self storing-adjustable feeding tray (laminate)

Swiveling side tablet - 10"x13" (thermofoil)

Swiveling side tablet with 10"x17" (thermofoil)

Seat moisture barrier. (Single Seat)

Oxygen tank holder

\$543

\$559

\$575

\$585

\$596

\$607

\$617

\$628

\$639

\$122

\$200

\$138

\$329

\$357

\$310

\$643

\$136

\$582

\$635

\$138

\$407

\$386

\$453

\$606

\$446

\$231

\$246

\$93

\$137

Options

Arm Caps

STANDARD: Upholstered or finished wood (8 std colors)

4000PEA Polyester arm caps in one of 20 standard colors

No Charge

\$179

Casterbase

4000CST35

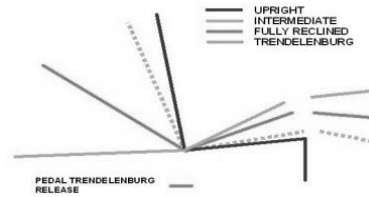
4000CST35/4

Two swivel locking rear and two fixed front casters

Four swivel locking casters

\$285

\$300



Suspend 624-40

A push on the arm two-way recliner for intermediate and fully reclined positions (foot rest comes up automatically) It does not lock in reclined positions. From the fully reclined position, the patient can be lowered into trendelenburg by squeezing the handle located at the back of the chair under the push bar. Four transport grade swivel-locking casters.

Dimensions: 44"h ~ 29"w ~ 40"/72"d / Seat: 19"h ~ 24"w

COM requirement : 7 yds each w/o repeats.

COM-1	\$3,410
Grade A	\$3,634
Grade B	\$3,858
Grade C	\$3,998
Grade D	\$4,145
Grade E	\$4,299
Grade F	\$4,446
Grade G	\$4,600
	\$4,747

Recliners

4000FAR

4000CFR

4000CTB1

4000DBH

4000FST

4000FSTX

4000IVP

4000IVR

4000PBS

4000PFT

4000PFTX

4000RFT

4000RHH

4000RMT

4000SLK1

4000SLK2

4000SST

4000SWT

4000SWTX

4000XMB1

4000XTH

Folding arm (must be at opposite side of actuation hardware, if present)

COM requirement : 1/2 yd

COM-1

Grade A

Grade B

Grade C

Grade D

Grade E

Grade F

Grade G

Continuous Footrest (-10 through -50)

CTB 133

Drainage bag hook-up set of two

Folding side tablet - 10"x13" (thermofoil)

Folding side tablet - 10"x17" (thermofoil)

IV Pole and holder attached to chair

Freestanding IV Pole on caster base

Soft grip covered tubular steel push bar

Profile tablet - 14" x 19" (thermofoil)

Profile tablet - 15" x 21.5" (thermofoil)

Rolling Foot Tray

Restraint strap hook-up set of two

Removable adjustable feeding tray (laminated)

Speed lock braking system w/1 pedal

Speed lock braking system w/pedal on both sides

Self storing-adjustable feeding tray (laminated)

Swiveling side tablet - 10"x13" (thermofoil)

Swiveling side tablet with 10"x17" (thermofoil)

Seat moisture barrier. (Single Seat)

Oxygen tank holder

Accessories

\$543

\$559

\$575

\$585

\$596

\$607

\$617

\$628

\$639

\$122

\$200

\$138

\$329

\$357

\$310

\$643

\$136

\$582

\$635

\$332

\$138

\$407

\$386

\$453

\$446

\$231

\$246

\$93

\$137

Options

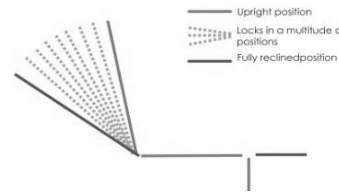
Arm Caps

STANDARD: Upholstered or finished wood (8 std colors)

4000PEA Polyester arm caps in one of 20 standard colors

No Charge

\$179



Suspend 624-47 Multilock with push footrest

The multilock with push footrest features two independent mechanisms. The footrest is extended by pushing on the arms and the back operated by fingerpull is capable of locking in any position from upright to fully reclined. Four transport grade casters.

Dimensions: 44"h ~ 29"w ~ 40"/72"d / Seat: 19"h ~ 24"w

COM requirement : 7 yds each w/o repeats.

COM-1	\$3,451
Grade A	\$3,675
Grade B	\$3,899
Grade C	\$4,039
Grade D	\$4,186
Grade E	\$4,340
Grade F	\$4,487
Grade G	\$4,641
	\$4,788

Options

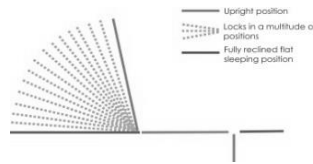
Arm Caps

STANDARD: Upholstered or finished wood (8 std colors)	No Charge
4000PEA Polyester arm caps in one of 20 standard colors	\$179

4000FAR	Folding arm (must be at opposite side of actuation hardware, if present)	\$543
	COM requirement : 1/2 yd	
	COM-1	\$559
	Grade A	\$575
	Grade B	\$585
	Grade C	\$596
	Grade D	\$607
	Grade E	\$617
	Grade F	\$628
	Grade G	\$639

Accessories

4000CFR	Continuous Footrest (-10 through -50)	\$140
4000CLS2	Rear wheel locking system	\$446
4000CLS4	Central locking system w/5" Directional Lock casters	\$1,341
4000CTB1	CTB 133	\$200
4000DBH	Drainage bag hook-up set of two	\$138
4000FST	Folding side tablet - 10"x13" (thermofoil)	\$329
4000FSTX	Folding side tablet - 10"x17" (thermofoil)	\$357
4000IVP	IV Pole and holder attached to chair	\$310
4000IVR	Freestanding IV Pole on caster base	\$643
4000PBS	Soft grip covered tubular steel push bar	\$136
4000PFT	Profile tablet - 14" x 19" (thermofoil)	\$582
4000PFTX	Profile tablet - 15" x 21.5" (thermofoil)	\$635
4000RFT	Rolling Foot Tray	\$332
4000RHH	Restraint strap hook-up set of two	\$138
4000RMT	Removable adjustable feeding tray (laminated)	\$407
4000SLK1	Speed lock braking system w/1 pedal	\$386
4000SLK2	Speed lock braking system w/pedal on both sides	\$453
4000SST	Self storing-adjustable feeding tray (laminated)	\$446
4000SWT	Swiveling side tablet - 10"x13" (thermofoil)	\$231
4000SWTX	Swiveling side tablet with 10"x17" (thermofoil)	\$246
4000XMB1	Seat moisture barrier. (Single Seat)	\$93
4000XTH	Oxygen tank holder	\$137



Suspend 624-51 Sleeper recliner

The sleeper recliner features independent foot rest and back reclining motions that require a minimum effort to operate. The independent foot rest is actuated by an outside lever while the back, actuated by a recessed finger pull, can be reclined to an infinite number of positions a flat including a flat position, and it locks on each position. Four transport grade swivel-locking casters.

Dimensions: 46"h ~ 32"w ~ 39"/76"d / Seat: 20"h ~ 24"w ~ 20.5" d

COM requirement : 7 yds each w/o repeats.

COM-1	\$3,402
Grade A	\$3,626
Grade B	\$3,850
Grade C	\$3,990
Grade D	\$4,137
Grade E	\$4,291
Grade F	\$4,438
Grade G	\$4,592
	\$4,739

Options

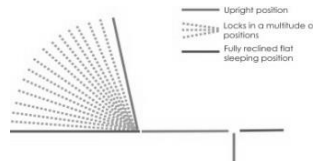
Arm Caps

STANDARD: Upholstered or finished wood (8 std colors)	No Charge
4000PEA Polyester arm caps in one of 20 standard colors	\$179

Accessories

4000FAR	Folding arm (must be at opposite side of actuation hardware, if present)	
	COM requirement : 1/2 yd	\$543
	COM-1	\$559
	Grade A	\$575
	Grade B	\$585
	Grade C	\$596
	Grade D	\$607
	Grade E	\$617
	Grade F	\$628
	Grade G	\$639
4000CFR5	Continuous Footrest (-51 through -53)	\$236
4051CLS	Central Locking System - 5" Total Lock Casters	\$1,169
4051CLS3	Central Locking System - 3" casters	\$1,107
4051CLS5	Central locking system w/5" Directional Lock casters	\$1,164
4000CTB1	CTB 133	\$200
4000DBH	Drainage bag hook-up set of two	\$138
4000FST	Folding side tablet - 10"x13" (thermofoil)	\$329
4000FSTX	Folding side tablet - 10"x17" (thermofoil)	\$357
4000IVP	IV Pole and holder attached to chair	\$310
4000IVR	Freestanding IV Pole on caster base	\$643
4000PBS	Soft grip covered tubular steel push bar	\$136
4000PFT	Profile tablet - 14" x 19" (thermofoil)	\$582
4000PFTX	Profile tablet - 15" x 21.5" (thermofoil)	\$635
4000RFT	Rolling Foot Tray	\$332
4000RHH	Restraint strap hook-up set of two	\$138
4000RMT	Removable adjustable feeding tray (laminated)	\$407
4000SLK1	Speed lock braking system w/1 pedal	\$386
4000SLK2	Speed lock braking system w/pedal on both sides	\$453
4000SST	Self storing-adjustable feeding tray (laminated)	\$446
4000SWT	Swiveling side tablet - 10"x13" (thermofoil)	\$231
4000SWTX	Swiveling side tablet with 10"x17" (thermofoil)	\$246
4000XMB1	Seat moisture barrier. (Single Seat)	\$93
4000XTH	Oxygen tank holder	\$137

Accessories



Suspend 624-51-500 Sleeper recliner

The sleeper recliner features independent foot rest and back reclining motions that require a minimum effort to operate. The independent foot rest is actuated by an outside lever while the back, actuated by a recessed finger pull, can be reclined to an infinite number of positions a flat including a flat position, and it locks on each position. Four transport grade swivel-locking casters. 500 lb capacity.

Dimensions: 46"h ~ 32"w ~ 39"/75"d ~ 21"sh

COM requirement : 7 yds each w/o repeats.

COM-1	\$3,929
Grade A	\$4,153
Grade B	\$4,377
Grade C	\$4,517
Grade D	\$4,664
Grade E	\$4,818
Grade F	\$4,965
Grade G	\$5,119
	\$5,266

Options

Arm Caps	
STANDARD: Upholstered or finished wood (8 std colors)	No Charge
4000PEA Polyester arm caps in one of 20 standard colors	\$179

4000FAR	Folding arm (must be at opposite side of actuation hardware, if present)	\$543
	COM requirement : 1/2 yd	\$559
	COM-1	\$575
	Grade A	\$585
	Grade B	\$596
	Grade C	\$607
	Grade D	\$617
	Grade E	\$628
	Grade F	\$639
	Grade G	
4000CFR5	Continuous Footrest (-51 through -53)	\$236
4051CLS	Central Locking System - 5" Total Lock Casters	\$1,169
4051CLS3	Central Locking System - 3" casters	\$1,107
4051CLS5	Central locking system w/5" Directional Lock casters	\$1,164
4000CTB1	CTB 133	\$200
4000DBH	Drainage bag hook-up set of two	\$138
4000FST	Folding side tablet - 10"x13" (thermofoil)	\$329
4000FSTX	Folding side tablet - 10"x17" (thermofoil)	\$357
4000IVP	IV Pole and holder attached to chair	\$310
4000IVR	Freestanding IV Pole on caster base	\$643
4000PBS	Soft grip covered tubular steel push bar	\$136
4000PFT	Profile tablet - 14" x 19" (thermofoil)	\$582
4000PFTX	Profile tablet - 15" x 21.5" (thermofoil)	\$635
4000RFT	Rolling Foot Tray	\$332
4000RHH	Restraint strap hook-up set of two	\$138
4000RMT	Removable adjustable feeding tray (laminated)	\$407
4000SLK1	Speed lock braking system w/1 pedal	\$386
4000SLK2	Speed lock braking system w/pedal on both sides	\$453
4000SST	Self storing-adjustable feeding tray (laminated)	\$446
4000SWT	Swiveling side tablet - 10"x13" (thermofoil)	\$231
4000SWTX	Swiveling side tablet with 10"x17" (thermofoil)	\$246
4000XMB1	Seat moisture barrier. (Single Seat)	\$93
4000XTH	Oxygen tank holder	\$137



Suspend 624-51HL Sleeper recliner w/ Hydraulic Lift

The sleeper recliner features independent foot rest and back reclining motions that require a minimum effort to operate. The independent foot rest is actuated by an outside lever while the back, actuated by a recessed finger pull, can be reclined to an infinite number of positions a flat including a flat position, and it locks on each position. Four transport grade swivel-locking casters.

Dimensions: 47"h x 35.25"w x 39"/76"d / Seat: 20"/31"h x 24"w

COM requirement : 7 yds each w/o repeats.

COM-1	\$5,896
Grade A	\$6,120
Grade B	\$6,344
Grade C	\$6,484
Grade D	\$6,631
Grade E	\$6,785
Grade F	\$6,932
Grade G	\$7,086
	\$7,233

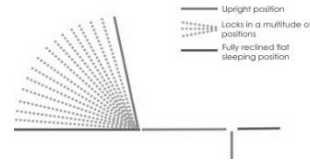
Options

Arm Caps

STANDARD: Upholstered or finished wood (8 std colors)	No Charge
4000PEA Polyester arm caps in one of 20 standard colors	\$179

Accessories

4000FAR	Folding arm (must be at opposite side of actuation hardware, if present)	\$543
	COM requirement : 1/2 yd	\$559
	COM-1	\$575
	Grade A	\$585
	Grade B	\$596
	Grade C	\$607
	Grade D	\$617
	Grade E	\$628
	Grade F	\$639
	Grade G	
4000CFR5	Continuous Footrest (-51 through -53)	\$236
4000CTB1	CTB 133	\$200
4000DBH	Drainage bag hook-up set of two	\$138
4000FST	Folding side tablet - 10"x13" (thermofoil)	\$329
4000FSTX	Folding side tablet - 10"x17" (thermofoil)	\$357
4000IVP	IV Pole and holder attached to chair	\$310
4000IVR	Freestanding IV Pole on caster base	\$643
4000PBS	Soft grip covered tubular steel push bar	\$136
4000PFT	Profile tablet - 14" x 19" (thermofoil)	\$582
4000PFTX	Profile tablet - 15" x 21.5" (thermofoil)	\$635
4000RFT	Rolling Foot Tray	\$332
4000RHH	Restraint strap hook-up set of two	\$138
4000RMT	Removable adjustable feeding tray (laminated)	\$407
4000SLK1	Speed lock braking system w/1 pedal	\$386
4000SLK2	Speed lock braking system w/pedal on both sides	\$453
4000SST	Self storing-adjustable feeding tray (laminated)	\$446
4000SWT	Swiveling side tablet - 10"x13" (thermofoil)	\$231
4000SWTX	Swiveling side tablet with 10"x17" (thermofoil)	\$246
4000XMB1	Seat moisture barrier. (Single Seat)	\$93
4000XTH	Oxygen tank holder	\$137



Suspend 624-52 Sleeper recliner w/ Trendelenburg

The sleeper recliner features independent foot rest and back reclining motions that require a minimum effort to operate. The independent foot rest is actuated by an outside lever while the back, actuated by a recessed finger pull, can be reclined to an infinite number of positions a flat including a flat position, and it locks on each position. Four transport grade swivel-locking casters.

Dimensions: 46"h ~ 32"w ~ 39"/75"d / Seast: 20"h ~ 24"w

COM requirement : 7 yds each w/o repeats.

COM-1	\$3,302
Grade A	\$3,526
Grade B	\$3,750
Grade C	\$3,890
Grade D	\$4,037
Grade E	\$4,191
Grade F	\$4,338
Grade G	\$4,492
	\$4,639

Options

Arm Caps

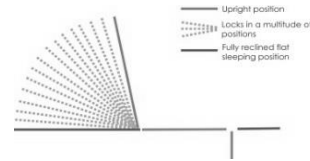
STANDARD: Upholstered or finished wood (8 std colors)	No Charge
4000PEA Polyester arm caps in one of 20 standard colors	\$179

4000FAR

- 4000CFR5
- 4052CLS
- 4052CLS3
- 4052CLS5
- 4000CTB1
- 4000DBH
- 4000FST
- 4000FSTX
- 4000IVP
- 4000IVR
- 4000PBS
- 4000PFT
- 4000PFTX
- 4000RFT
- 4000RHH
- 4000RMT
- 4000SLK1
- 4000SLK2
- 4000SST
- 4000SWT
- 4000SWTX
- 4000XMB1
- 4000XTH

Accessories

Folding arm (must be at opposite side of actuation hardware, if present)	\$543
COM requirement : 1/2 yd	\$559
COM-1	\$575
Grade A	\$585
Grade B	\$596
Grade C	\$607
Grade D	\$617
Grade E	\$628
Grade F	\$639
Grade G	
Continuous Footrest (-51 through -53)	\$236
Central Locking System - 5" Total Lock Casters	\$1,080
Central Locking System - 3" casters	\$995
Central locking system w/5" Directional Lock casters	\$1,075
CTB 133	\$200
Drainage bag hook-up set of two	\$138
Folding side tablet - 10"x13" (thermofoil)	\$329
Folding side tablet - 10"x17" (thermofoil)	\$357
IV Pole and holder attached to chair	\$310
Freestanding IV Pole on caster base	\$643
Soft grip covered tubular steel push bar	\$136
Profile tablet - 14" x 19" (thermofoil)	\$582
Profile tablet - 15" x 21.5" (thermofoil)	\$635
Rolling Foot Tray	\$332
Restraint strap hook-up set of two	\$138
Removable adjustable feeding tray (laminated)	\$407
Speed lock braking system w/1 pedal	\$386
Speed lock braking system w/pedal on both sides	\$453
Self storing-adjustable feeding tray (laminated)	\$446
Swiveling side tablet - 10"x13" (thermofoil)	\$231
Swiveling side tablet with 10"x17" (thermofoil)	\$246
Seat moisture barrier. (Single Seat)	\$93
Oxygen tank holder	\$137



Suspend 624-52-500 Sleeper recliner w/ Trendelenburg

The sleeper recliner features independent foot rest and back reclining motions that require a minimum effort to operate. The independent foot rest is actuated by an outside lever while the back, actuated by a recessed finger pull, can be reclined to an infinite number of positions a flat including a flat position, and it locks on each position. Four transport grade swivel-locking casters. 500 lb capacity.

Dimensions: 46"h ~ 32"w ~ 39"/75"d / Seat: 20"h

COM requirement : 7 yds each w/o repeats.

COM-1	\$3,265
Grade A	\$3,489
Grade B	\$3,713
Grade C	\$3,853
Grade D	\$4,000
Grade E	\$4,154
Grade F	\$4,301
Grade G	\$4,455
	\$4,602

Options

Arm Caps	
STANDARD: Upholstered or finished wood (8 std colors)	No Charge
4000PEA Polyester arm caps in one of 20 standard colors	\$179

4000FAR

4000CFR5
4052CLS
4052CLS3
4052CLS5
4000CTB1
4000DBH
4000FST
4000FSTX
4000IVP
4000IVR

4000PBS
4000PFT
4000PFTX
4000RFT
4000RHH
4000RMT
4000SLK1
4000SLK2
4000SST
4000SWT
4000SWTX
4000XMB1
4000XTH

Accessories

Folding arm (must be at opposite side of actuation hardware, if present)	
COM requirement : 1/2 yd	\$543
COM-1	\$559
Grade A	\$575
Grade B	\$585
Grade C	\$596
Grade D	\$607
Grade E	\$617
Grade F	\$628
Grade G	\$639

Continuous Footrest (-51 through -53)	\$236
Central Locking System - 5" Total Lock Casters	\$1,080
Central Locking System - 3" casters	\$995
Central locking system w/5" Directional Lock casters	\$1,075
CTB 133	\$200
Drainage bag hook-up set of two	\$138
Folding side tablet - 10"x13" (thermofoil)	\$329
Folding side tablet - 10"x17" (thermofoil)	\$357
IV Pole and holder attached to chair	\$310
Freestanding IV Pole on caster base	\$643
Soft grip covered tubular steel push bar	\$136
Profile tablet - 14" x 19" (thermofoil)	\$582
Profile tablet - 15" x 21.5" (thermofoil)	\$635
Rolling Foot Tray	\$332
Restraint strap hook-up set of two	\$138
Removable adjustable feeding tray (laminated)	\$407
Speed lock braking system w/1 pedal	\$386
Speed lock braking system w/pedal on both sides	\$453
Self storing-adjustable feeding tray (laminated)	\$446
Swiveling side tablet - 10"x13" (thermofoil)	\$231
Swiveling side tablet with 10"x17" (thermofoil)	\$246
Seat moisture barrier. (Single Seat)	\$93
Oxygen tank holder	\$137

Accessories



4000FAR

Folding arm (must be at opposite side of actuation hardware, if present)

COM requirement : 1/2 yd

\$543

COM-1

\$559

Grade A

\$575

Grade B

\$585

Grade C

\$596

Grade D

\$607

Grade E

\$617

Grade F

\$628

Grade G

\$639

Suspend 624-52HL Sleeper recliner w/ Trendelenburg & Hydraulic Lift

The sleeper recliner features independent foot rest and back reclining motions that require a minimum effort to operate. The independent foot rest is actuated by an outside lever while the back, actuated by a recessed finger pull, can be reclined to an infinite number of positions a flat including a flat position, and it locks on each position. Four transport grade swivel-locking casters.

4000CFR5

Continuous Footrest (-51 through -53)

\$236

4000CTB1

CTB 133

\$200

4000DBH

Drainage bag hook-up set of two

\$138

4000FST

Folding side tablet - 10"x13" (thermofoil)

\$329

4000FSTX

Folding side tablet - 10"x17" (thermofoil)

\$357

4000IVP

IV Pole and holder attached to chair

\$310

4000IVR

Freestanding IV Pole on caster base

\$643

4000PBS

Soft grip covered tubular steel push bar

\$136

4000PFT

Profile tablet - 14" x 19" (thermofoil)

\$582

4000PFTX

Profile tablet - 15" x 21.5" (thermofoil)

\$635

4000RFT

Rolling Foot Tray

\$332

4000RHH

Restraint strap hook-up set of two

\$138

4000RMT

Removable adjustable feeding tray (laminated)

\$407

4000SLK1

Speed lock braking system w/1 pedal

\$386

4000SLK2

Speed lock braking system w/pedal on both sides

\$453

4000SST

Self storing-adjustable feeding tray (laminated)

\$446

4000SWT

Swiveling side tablet - 10"x13" (thermofoil)

\$231

4000SWTX

Swiveling side tablet with 10"x17" (thermofoil)

\$246

4000XMB1

Seat moisture barrier. (Single Seat)

\$93

4000XTH

Oxygen tank holder

\$137

Dimensions: 47"h x 35.25"w x 39"/76"d / Seat: 21"-31"h x 24"w

COM requirement : 7 yds each w/o repeats.

COM-1

\$6,665

Grade A

\$6,889

Grade B

\$7,113

Grade C

\$7,253

Grade D

\$7,400

Grade E

\$7,554

Grade F

\$7,701

Grade G

\$7,855

\$8,002

Options

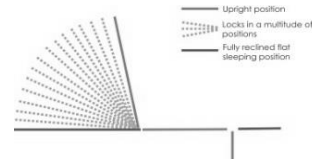
Arm Caps

STANDARD: Upholstered or finished wood (8 std colors)

No Charge

4000PEA Polyester arm caps in one of 20 standard colors

\$179



Suspend 624-53 Glider sleeper recliner

The glider sleeper features independent footrest and back reclining motions. The footrest is actuated by an outside lever while the back, actuated by a recessed finger pull, can be locked into an infinite number of positions between upright and sleeping position. *Note: This recliner does not lock the gliding with partial recline.

Dimensions: 46"h ~ 32"w ~ 39"/75"d ~ 21"sh

COM requirement : 7 yds each w/o repeats.

COM-1	\$3,600
Grade A	\$3,824
Grade B	\$4,048
Grade C	\$4,188
Grade D	\$4,335
Grade E	\$4,489
Grade F	\$4,636
Grade G	\$4,790
	\$4,937

Options

Arm Caps	
STANDARD: Upholstered or finished wood (8 std colors)	No Charge
4000PEA Polyester arm caps in one of 20 standard colors	\$179

Accessories

4000FAR	Folding arm (must be at opposite side of actuation hardware, if present)	\$543
	COM requirement : 1/2 yd	\$559
	COM-1	\$575
	Grade A	\$585
	Grade B	\$596
	Grade C	\$607
	Grade D	\$617
	Grade E	\$628
	Grade F	\$639
	Grade G	
4000CFR5	Continuous Footrest (-51 through -53)	\$236
4053CLS	Central Locking System - 5" Total Lock Casters	\$1,129
4053CLS3	Central Locking System - 3" casters	\$1,067
4053CLS5	Central Locking Caster Base 5" Directional Lock	\$1,124
4000CTB1	CTB 133	\$200
4000DBH	Drainage bag hook-up set of two	\$138
4000FST	Folding side tablet - 10"x13" (thermofoil)	\$329
4000FSTX	Folding side tablet - 10"x17" (thermofoil)	\$357
4000IVP	IV Pole and holder attached to chair	\$310
4000IVR	Freestanding IV Pole on caster base	\$643
4000PBS	Soft grip covered tubular steel push bar	\$136
4000PFT	Profile tablet - 14" x 19" (thermofoil)	\$582
4000PFTX	Profile tablet - 15" x 21.5" (thermofoil)	\$635
4000RFT	Rolling Foot Tray	\$332
4000RHH	Restraint strap hook-up set of two	\$138
4000RMT	Removable adjustable feeding tray (laminated)	\$407
4000SLK1	Speed lock braking system w/1 pedal	\$386
4000SLK2	Speed lock braking system w/pedal on both sides	\$453
4000SST	Self storing-adjustable feeding tray (laminated)	\$446
4000SWT	Swiveling side tablet - 10"x13" (thermofoil)	\$231
4000SWTX	Swiveling side tablet with 10"x17" (thermofoil)	\$246
4000XMB1	Seat moisture barrier. (Single Seat)	\$93
4000XTH	Oxygen tank holder	\$137



The Connect recliner with its smooth and safe motorized movement can be reclined to any position, including flat. With the touch of a button the vertical lift will safely raise the chair to a 32" height, facilitating the transferring of the patient to and from the bed, reducing the risk of injury for both patient and staff. Caster base is standard.

Connect 614-28MN Motorized Recliner

Dimensions: 49" - 61"h ~ 33"w ~ 41"/79"d / Seat: 19"/32" h

COM requirement : 9 yds each w/o repeats.

COM-1	\$6,601
Grade A	\$6,889
Grade B	\$7,177
Grade C	\$7,357
Grade D	\$7,546
Grade E	\$7,744
Grade F	\$7,933
Grade G	\$8,131
	\$8,320

Connect 614-28M Motorized Recliner

Dimensions: 49"-61"h ~ 36"w ~ 41"/79"d / Seat: 19"/32"h

COM requirement : 9 yds each w/o repeats.

COM-1	\$6,951
Grade A	\$7,239
Grade B	\$7,527
Grade C	\$7,707
Grade D	\$7,896
Grade E	\$8,094
Grade F	\$8,283
Grade G	\$8,481
	\$8,670

Recliners

4000FAR

4000CTB1

4000DBH

4000FST

4000FSTX

4000HC-MSG

4000IVP

4000IVR

4000PFT

4000RHH

4000RMT

4000SPT2

4000SST

4000SWT

4000SWTX

4000XMB1

4000XTH

4614CLS

4614CLS5

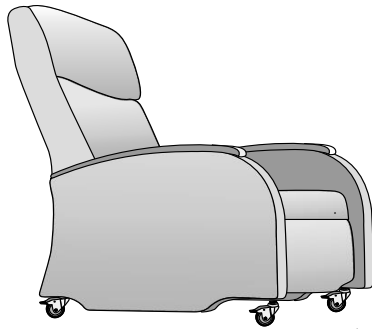
Accessories

Folding arm (must be at opposite side of actuation hardware, if present)	
COM requirement : 1/2 yd	\$543
COM-1	\$559
Grade A	\$575
Grade B	\$585
Grade C	\$596
Grade D	\$607
Grade E	\$617
Grade F	\$628
Grade G	\$639
CTB 133	\$172
Drainage bag hook-up set of two	\$138
Folding side tablet - 10"x13" (thermofoil)	\$329
Folding side tablet - 10"x17" (thermofoil)	\$357
Heated Seat & Massage	\$1,283
IV Pole and holder attached to chair	\$310
Freestanding IV Pole on caster base	\$643
Profile tablet - 14" x 19" (thermofoil)	\$582
Restraint strap hook-up set of two	\$138
Removable adjustable feeding tray (laminated)	\$407
Swivel Profile tablet - 14" x 19" (thermofoil) (614, 615, 623)	\$606
Self storing-adjustable feeding tray (laminated)	\$446
Swiveling side tablet - 10"x13" (thermofoil)	\$231
Swiveling side tablet with 10"x17" (thermofoil)	\$246
Seat moisture barrier. (Single Seat)	\$93
Oxygen tank holder	\$137
Central Locking System - 3" casters	\$646
Central Locking System - 5" Total Lock Casters	\$913

Options

Arm Caps

Standard in wood or upholstered	
4000PEA Polyester arm caps in one of 20 standard colors	\$156



Images may show options and accessories that are not included in the base price.

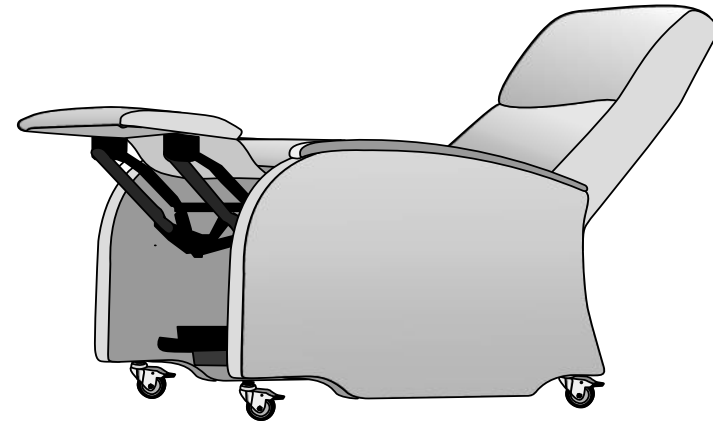
JJ 613-44J Pediatric Recliner

A push on the arm two-way recliner for intermediate and fully reclined positions (footrest comes up automatically). The Care pediatric is scaled for children providing a level of comfort and support which a full sized recliner cannot. Also available with a trendelenburg feature, listed in the accessories, which provides a fingerpull operated trendelenburg position.

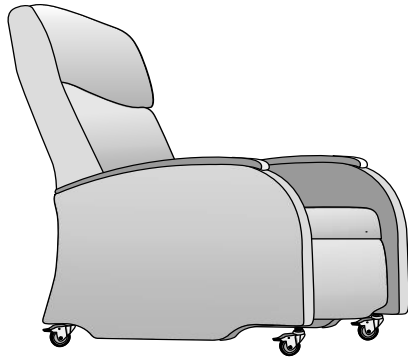
Dimensions: 35"h ~ 24"w ~ 32/56"d ~ 14"sh

COM requirement : 6 yds each w/o repeats.

COM-1	\$2,517
Grade A	\$2,709
Grade B	\$2,901
Grade C	\$3,021
Grade D	\$3,147
Grade E	\$3,279
Grade F	\$3,405
Grade G	\$3,537
	\$3,663



4000CTB1	CTB 133	\$172
4000DBH	Drainage bag hook-up set of two	\$138
4000FST	Folding side tablet - 10"x13" (thermofoil)	\$329
4000RHH	Restraint strap hook-up set of two	\$138
4000TDL	Trendelenburg feature	\$93
4000XMB1	Seat moisture barrier. (Single Seat)	\$93
4000XTH	Oxygen tank holder	\$137



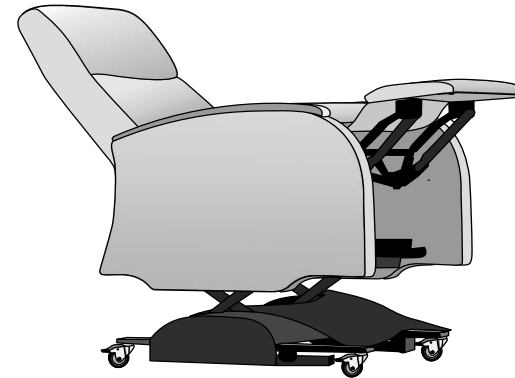
Images may show options and accessories that are not included in the base price.

JJ 613-49J pediatric recliner with lift

A push on the arm two-way recliner for intermediate and fully reclined positions (footrest comes up automatically). The Care pediatric is scaled for children providing a level of comfort and support which a full sized recliner cannot. Also available with a trendelenburg feature, listed in the accessories, which provides a fingerpull operated trendelenburg position.

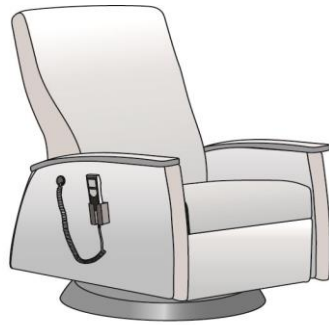
Dimensions: 39"h ~ 24"w ~ 32/50"d ~ 16"sh

COM requirement : 6 yds each w/o repeats.	\$3,443
COM-1	\$3,635
Grade A	\$3,827
Grade B	\$3,947
Grade C	\$4,073
Grade D	\$4,205
Grade E	\$4,331
Grade F	\$4,463
Grade G	\$4,589



Accessories

4000CTB1	CTB 133	\$172
4000DBH	Drainage bag hook-up set of two	\$138
4000FST	Folding side tablet - 10"x13" (thermofoil)	\$329
4000RHH	Restraint strap hook-up set of two	\$138
4000TDL	Trendelenburg feature	\$93
4000XMB1	Seat moisture barrier. (Single Seat)	\$93
4000XTH	Oxygen tank holder	\$137



Helios 615-51M-SWB treatment recliner

A motorized treatment recliner on a controlled swivel mechanism (bolted to floor). The round base is covered by a black ABS removable cap. The recline function is operated by an easy to use controller and for emergency situations a panic button may be pressed to automatically fully recline. While the panic button is activated the wand is disabled preventing unintended movement.

Dimensions: 46"h ~ 33"w ~ 39"/76"d / Seat: 19"h ~ 24" w

COM requirement : 8 yds each w/o repeats.

COM-1	\$6,389
Grade A	\$6,645
Grade B	\$6,901
Grade C	\$7,061
Grade D	\$7,229
Grade E	\$7,405
Grade F	\$7,573
Grade G	\$7,749
	\$7,917

Recliners

4000FAR

- 4000CFR5
- 4000CTB1
- 4000DBH
- 4000ESW
- 4000ETV
- 4000FST
- 4000FSTX
- 4000IVP
- 4000PFT
- 4000PFTX
- 4000RHH
- 4000RMT
- 4000SFS
- 4000SST
- 4000SWT
- 4000SWTX
- 4000XMB1
- 4000XTH

Accessories

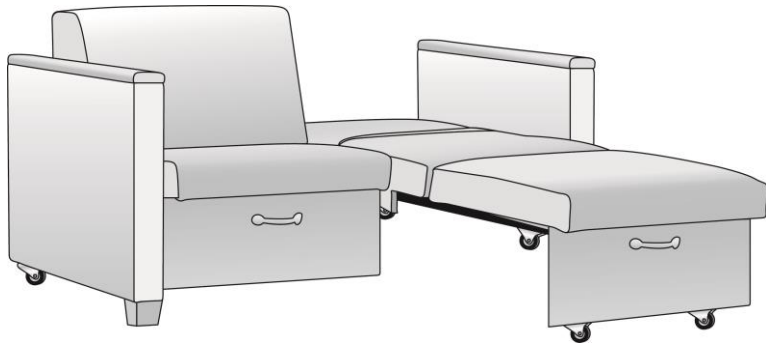
Folding arm (must be at opposite side of actuation hardware, if present)	\$543
COM requirement : 1/2 yd	
COM-1	\$559
Grade A	\$575
Grade B	\$585
Grade C	\$596
Grade D	\$607
Grade E	\$617
Grade F	\$628
Grade G	\$639
Continuous Footrest (-51 through -53)	\$236
CTB 133	\$172
Drainage bag hook-up set of two	\$138
Emergency Switch on rear side of back.	\$49
Ergo TV arm	\$610
Folding side tablet - 10"x13" (thermofoil)	\$329
Folding side tablet - 10"x17" (thermofoil)	\$357
IV Pole and holder attached to chair	\$310
Profile tablet - 14" x 19" (thermofoil)	\$582
Profile tablet - 15" x 21.5" (thermofoil)	\$635
Restraint strap hook-up set of two	\$138
Removable adjustable feeding tray (laminated)	\$407
Convuluted Foam Seat	\$126
Self storing-adjustable feeding tray (laminated)	\$446
Swiveling side tablet - 10"x13" (thermofoil)	\$231
Swiveling side tablet with 10"x17" (thermofoil)	\$246
Seat moisture barrier. (Single Seat)	\$93
Oxygen tank holder	\$137

Options

Arm Caps

Standard in one of 8 wood finishes or upholstered

4615PEA Polyester arm caps in one of 20 standard colors	\$173
---	-------



Section 4

Sleeper Sofas & Chairs

Section 4

Sleeper Sofas & Chairs

Full House 0096.....	4-2	Matteo 619-96.....	4-12
Full House	4-3	Matteo 619-97.....	4-13
Stay 519-99.....	4-4	Sideline 502.....	4-14
Lota 570-92.....	4-5	Sideline 503.....	4-15
Matteo 619-70.....	4-6	Sideline 504.....	4-16
Matteo 619-80.....	4-7	Stay 570-88.....	4-17
Matteo 619-80-2.....	4-8	Stay 570-88-2.....	4-18
Matteo 619-88.....	4-9	Stay 570-96.....	4-19
Matteo 619-88-2.....	4-10	Stay 570-97.....	4-20
Matteo 619-88-P60.....	4-11		

Sleeper Sofas Chairs



Armless 00-96 Full House sleeper

The 96 Full House Sleeper Sofa is available features a 40" sleeping surface, ample enough for two overnight guests. A safety latch locks the seat in the closed position. Heavy duty swivel-locking casters

4000WDR
4000XMB3
4000CTB2

Accessories

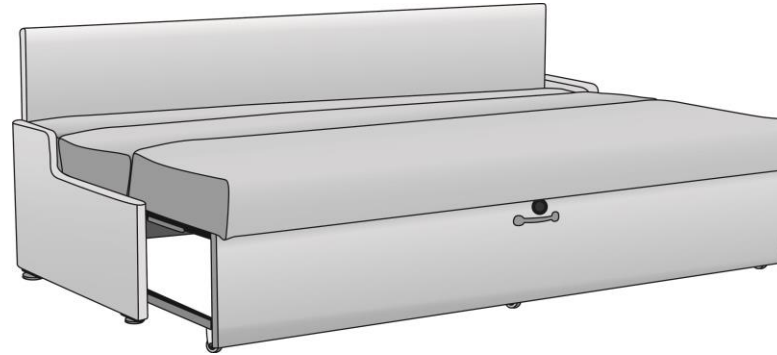
Drawer on heavy duty ball bearing slides
Central Locking System - 5" Total Lock Casters
CTB 133

\$604
\$110
\$378

Dimensions: 33"h ~ 79"w ~ 33"d ~ 19"sh ~ Sleep Surface: 40" x 76"

COM requirement : 11 yds each w/o repeats.	\$4,398
COM-1	\$4,750
Grade A	\$5,102
Grade B	\$5,322
Grade C	\$5,553
Grade D	\$5,795
Grade E	\$6,026
Grade F	\$6,268
Grade G	\$6,499

Sleeper Sofas Chairs



Armless 00-97 Full House sleeper



The 97 Full House Sleeper Sofa is available features a 50" sleeping surface, ample enough for two overnight guests. A safety latch locks the seat in the closed position. Heavy duty swivel-locking casters.

	Accessories	
4000WDR	Drawer on heavy duty ball bearing slides	\$604
4000XMB1	Seat moisture barrier. (Single Seat)	\$110
4000CTB2	CTB 133	\$378

Dimensions: 33"h ~ 79"w ~ 33"d ~ 19"sh ~ Sleep Surface: 50" x 76"

COM requirement : 11 yds each w/o repeats.	\$4,398
COM-1	\$4,750
Grade A	\$5,102
Grade B	\$5,322
Grade C	\$5,553
Grade D	\$5,795
Grade E	\$6,026
Grade F	\$6,268
Grade G	\$6,499

Sleeper Sofas Chairs



The LOTA features a simple conversion with no mechanism. The back simply folds down to create a sleeping surface separate from the sitting area. Specify powdercoated tubular steel legs or casters. Standard arm coverings are fully upholstered. Tablet options only available on non-storage arm.

570-92AA LOTA sleeper sofa with two arms

Dimensions: 35"h ~ 83-1/2"w ~ 35"d ~ 18"sh~ Sleep Surface: 32" x 75-1/2" x 23"h

COM requirement : 13 yds each w/o repeats.	\$3,873
COM-1	\$4,289
Grade A	\$4,705
Grade B	\$4,965
Grade C	\$5,238
Grade D	\$5,524
Grade E	\$5,797
Grade F	\$6,083
Grade G	\$6,356

570-92BA LOTA sleeper sofa with one arm and storage arm

Dimensions: 35"h ~ 91"w ~ 35"d ~ 18"sh~ Sleep Surface: 32" x 76" x 23"h

COM requirement : 14 yds each w/o repeats.	\$3,828
COM-1	\$4,276
Grade A	\$4,724
Grade B	\$5,004
Grade C	\$5,298
Grade D	\$5,606
Grade E	\$5,900
Grade F	\$6,208
Grade G	\$6,502

570-92BB LOTA sleeper sofa with two storage arms

Dimensions: 35"h ~ 100"w ~ 35"d ~ 18"sh~ Sleep Surface: 32" x 76" x 23"h

COM requirement : 15 yds each w/o repeats.	\$4,047
COM-1	\$4,527
Grade A	\$5,007
Grade B	\$5,307
Grade C	\$5,622
Grade D	\$5,952
Grade E	\$6,267
Grade F	\$6,597
Grade G	\$6,912

Options

Arm Caps (non-storage arms)

Standard in upholstered arm		
4570MPA	Maple arm cap in one of 8 standard finishes (per arm)	\$133
4570PEA	Polyester arm cap in one of 20 standard colors (per arm)	\$167

Powdercoat color:

STANDARD: Wheel Silver	No Charge
Custom color upcharge - Net per color	\$190

Accessories

4000CTB2	CTB 133	\$378
4000FST	Folding side tablet - 10"x13" (thermofoil)	\$329
4000FSTX	Folding side tablet - 10"x17" (thermofoil)	\$357
4000SWT	Swiveling side tablet - 10"x13" (thermofoil)	\$231
4000SWTX	Swiveling side tablet with 10"x17" (thermofoil)	\$246
4000WDR1	Drawer on heavy duty ball bearing slides	\$788
4000XMB1	Seat moisture barrier. (Single Seat)	\$110

Sleeper Sofas Chairs



Matteo 619-70 Sideline sleeper sofa

The Sideline Sleeper love seat extends to its side and converts into a comfortable and ample bed. The unique linear sliding mechanism is extremely easy to operate, durable and it automatically locks in the open and closed position. Heavy duty swivel-locking casters.

***Standard w/ natural maple melamine & matching 3mm PVC laminate**

Dimensions: 36"h ~ 46"w ~ 33"d ~ 20"sh - Sleep Surface 28" x 80" - Seat: 20" d

COM requirement : 10 yds each w/o repeats.	\$3,549
COM-1	\$3,869
Grade A	\$4,189
Grade B	\$4,389
Grade C	\$4,599
Grade D	\$4,819
Grade E	\$5,029
Grade F	\$5,249
Grade G	\$5,459

Options

Arm Caps

Standard in one of 8 wood finishes or upholstered

4000PEA	Polyester arm caps in one of 20 standard colors	\$156
4000URA	Urethane arm caps in one of 46 standard colors	\$526

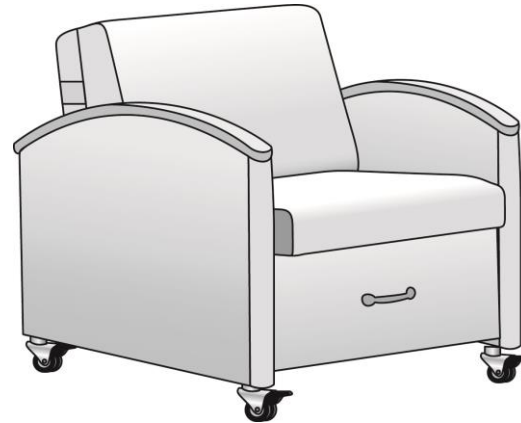
Bumpers

4000MPB	Maple bumpers in one of 8 standard finishes	\$165
4000ACB	Acrovyn bumpers in one of 5 stock colors	\$447
4000NSB	Acrovyn bumpers in non-stock color	\$660

Accessories

4000CTB2	CTB 133	\$378
4000FST	Folding side tablet - 10"x13" (thermofoil)	\$329
4000FSTX	Folding side tablet - 10"x17" (thermofoil)	\$357
4000PFT	Profile tablet - 14" x 19" (thermofoil)	\$582
4000PFTX	Profile tablet - 15" x 21.5" (thermofoil)	\$635
4000SWT	Swiveling side tablet - 10"x13" (thermofoil)	\$231
4000SWTX	Swiveling side tablet with 10"x17" (thermofoil)	\$246
4000WDR	Drawer on heavy duty ball bearing slides	\$604
4000XMB1	Seat moisture barrier. (Single Seat)	\$93

Sleeper Sofas Chairs



Matteo 619-88

It is a wall saver and there is no wasted space. When opened, the overall length of the chair is the same as the length of the sleeping surface. Very easy and intuitive conversion (Just pull on the handle under the seat) Heavy duty swivel/locking casters.

Dimensions: 35"h ~ 32"w ~ 38"/74" d / Seat: 19" h ~ 25" w

COM requirement : 6 yds each w/o repeats.

COM-1	\$3,857
Grade A	\$4,049
Grade B	\$4,241
Grade C	\$4,361
Grade D	\$4,487
Grade E	\$4,619
Grade F	\$4,745
Grade G	\$4,877
	\$5,003

Options

Arm Caps

Standard in one of 8 wood finishes or upholstered

4000PEA	Polyester arm caps in one of 20 standard colors	\$156
4000URA	Urethane arm caps in one of 46 standard colors	\$526


Bumpers

4000MPB	Maple bumpers in one of 8 standard finishes	\$165
4000ACB	Acrovyn bumpers in one of 5 stock colors	\$447
4000NSB	Acrovyn bumpers in non-stock color	\$660

Accessories

4000CTB1	CTB 133	\$378
4000FST	Folding side tablet - 10"x13" (thermofoil)	\$329
4000FSTX	Folding side tablet - 10"x17" (thermofoil)	\$357
4000PFT	Profile tablet - 14" x 19" (thermofoil)	\$582
4000PFTX	Profile tablet - 15" x 21.5" (thermofoil)	\$635
4000SWT	Swiveling side tablet - 10"x13" (thermofoil)	\$231
4000SWTX	Swiveling side tablet with 10"x17" (thermofoil)	\$246
4088WDR	Drawer on heavy duty ball bearing slides	\$380
4000XMB1	Seat moisture barrier. (Single Seat)	\$93

Sleeper Sofas Chairs



Matteo 619-88-2

Wall saver two sleep surfaces with no wasted space. When opened, the overall length of the chair is the same as the length of the sleeping surface. Very easy and intuitive conversion (Just pull on the handle under the seat) Heavy duty swivel/locking casters.

Dimensions: 35"h ~ 57"w ~ 38"/74"d / Seat: 18" h ~ 25" w

COM requirement : 9 yds each w/o repeats.

COM-1	\$6,405
Grade A	\$6,693
Grade B	\$6,981
Grade C	\$7,161
Grade D	\$7,350
Grade E	\$7,548
Grade F	\$7,737
Grade G	\$7,935
	\$8,124

Options

Arm Caps

Standard in one of 8 wood finishes or upholstered

4000PEA	Polyester arm caps in one of 20 standard colors	\$156
4000URA	Urethane arm caps in one of 46 standard colors	\$526

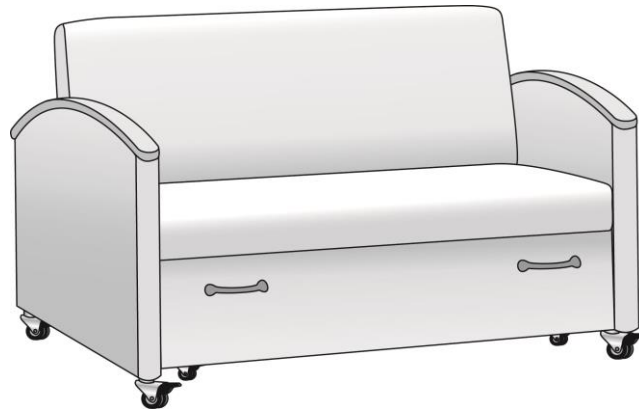
Bumpers

4000MPB	Maple bumpers in one of 8 standard finishes	\$165
4000ACB	Acrovyn bumpers in one of 5 stock colors	\$447
4000NSB	Acrovyn bumpers in non-stock color	\$660

Accessories

4000CTB1	CTB 133	\$378
4000FST	Folding side tablet - 10"x13" (thermofoil)	\$329
4000FSTX	Folding side tablet - 10"x17" (thermofoil)	\$357
4000PFT	Profile tablet - 14" x 19" (thermofoil)	\$582
4000PFTX	Profile tablet - 15" x 21.5" (thermofoil)	\$635
4000SWT	Swiveling side tablet - 10"x13" (thermofoil)	\$231
4000SWTX	Swiveling side tablet with 10"x17" (thermofoil)	\$246
4088WDR	Drawer on heavy duty ball bearing slides(each)	\$380
4000XMB1	Seat moisture barrier. (Single Seat)	\$93

Sleeper Sofas Chairs



Matteo 619-88-P60

It is a wall saver and there is no wasted space. When opened, the overall length of the chair is the same as the length of the sleeping surface. Very easy and intuitive conversion (Just pull on the handle under the seat) Heavy duty swivel/locking casters.

Dimensions: 35"h ~ 60"w ~ 38"/74"d / Seat: 19" h ~ 55" w

COM requirement : 13 yds each w/o repeats.

COM-1	\$4,848
Grade A	\$5,264
Grade B	\$5,680
Grade C	\$5,940
Grade D	\$6,213
Grade E	\$6,499
Grade F	\$6,772
Grade G	\$7,058
	\$7,331

Options

Arm Caps

Standard in one of 8 wood finishes or upholstered

4000PEA	Polyester arm caps in one of 20 standard colors	\$156
4000URA	Urethane arm caps in one of 46 standard colors	\$526

Bumpers

4000MPB	Maple bumpers in one of 8 standard finishes	\$165
4000ACB	Acrovyn bumpers in one of 5 stock colors	\$447
4000NSB	Acrovyn bumpers in non-stock color	\$660

Accessories

4000CTB1	CTB 133	\$378
4000FST	Folding side tablet - 10"x13" (thermofoil)	\$329
4000FSTX	Folding side tablet - 10"x17" (thermofoil)	\$357
4000PFT	Profile tablet - 14" x 19" (thermofoil)	\$582
4000PFTX	Profile tablet - 15" x 21.5" (thermofoil)	\$635
4000SWT	Swiveling side tablet - 10"x13" (thermofoil)	\$231
4000SWTX	Swiveling side tablet with 10"x17" (thermofoil)	\$246
4000XMB1	Seat moisture barrier. (Single Seat)	\$93

Sleeper Sofas Chairs



Matteo 619-96 Full House sleeper

The 96 Full House Sleeper Sofa is available features a 40" sleeping surface, ample enough for two overnight guests. A safety latch locks the seat in the closed and extended positions. Heavy duty swivel-locking casters.

Dimensions: 37"h ~ 81"w ~ 34"/66"d / Seat: 19"h

COM requirement : 11 yds each w/o repeats.

COM-1	\$4,487
Grade A	\$4,839
Grade B	\$5,191
Grade C	\$5,411
Grade D	\$5,411
Grade E	\$5,642
Grade F	\$5,884
Grade G	\$6,115
	\$6,357
	\$6,588

Accessories

4000CTB1	CTB 133	\$378
4000FST	Folding side tablet - 10"x13" (thermofoil)	\$329
4000FSTX	Folding side tablet - 10"x17" (thermofoil)	\$357
4000PFT	Profile tablet - 14" x 19" (thermofoil)	\$582
4000PFTX	Profile tablet - 15" x 21.5" (thermofoil)	\$635
4000SWT	Swiveling side tablet - 10"x13" (thermofoil)	\$231
4000SWTX	Swiveling side tablet with 10"x17" (thermofoil)	\$246
4000WDR	Drawer on heavy duty ball bearing slides	\$604
4000XMB1	Seat moisture barrier. (Single Seat)	\$93

Options

Arm Caps

Standard in one of 8 wood finishes or upholstered

4000PEA	Polyester arm caps in one of 20 standard colors	\$156
4000URA	Urethane arm caps in one of 46 standard colors	\$526

Bumpers

4000MPB	Maple bumpers in one of 8 standard finishes	\$165
4000ACB	Acrovyn bumpers in one of 5 stock colors	\$447
4000NSB	Acrovyn bumpers in non-stock color	\$660

Sleeper Sofas Chairs



Images may show options and accessories that are not included in the

Matteo 619-97 Full House sleeper

The 97 Full House Sleeper Sofa is available features a 50" sleeping surface, ample enough for two overnight guests. A safety latch locks the seat in the closed and extended positions. Heavy duty swivel-locking casters.

Dimensions: 37"h ~ 81"w ~ 34"/76"d / Seat: 19"h

COM requirement : 12 yds each w/o repeats.

COM-1	\$4,825
Grade A	\$5,209
Grade B	\$5,593
Grade C	\$5,833
Grade D	\$6,085
Grade E	\$6,349
Grade F	\$6,601
Grade G	\$6,865
	\$7,117

Options

Arm Caps		
Standard	in one of 8 wood finishes or upholstered	
4000PEA	Polyester arm caps in one of 20 standard colors	\$156
4000URA	Urethane arm caps in one of 46 standard colors	\$526
Bumpers		
4000MPB	Maple bumpers in one of 8 standard finishes	\$165
4000ACB	Acrovyn bumpers in one of 5 stock colors	\$447
4000NSB	Acrovyn bumpers in non-stock color	\$660

Accessories

4000CTB1	CTB 133	\$378
4000FST	Folding side tablet - 10"x13" (thermofoil)	\$329
4000FSTX	Folding side tablet - 10"x17" (thermofoil)	\$357
4000PFT	Profile tablet - 14" x 19" (thermofoil)	\$582
4000PFTX	Profile tablet - 15" x 21.5" (thermofoil)	\$635
4000SWT	Swiveling side tablet - 10"x13" (thermofoil)	\$231
4000SWTX	Swiveling side tablet with 10"x17" (thermofoil)	\$246
4000WDR	Drawer on heavy duty ball bearing slides	\$604
4000XMB1	Seat moisture barrier. (Single Seat)	\$93

Sleeper Sofas Chairs



Images may show options and accessories that are not included in the base price.

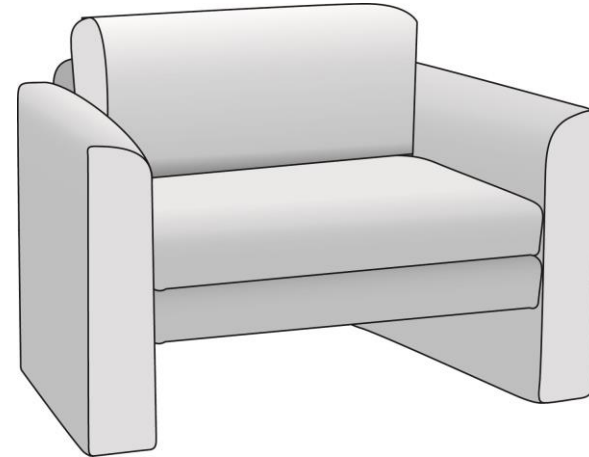
502 Sideline loveseat-sleeper

The Sideline loveseat-sleeper or sofa-sleeper extends to its side and converts into a comfortable and ample bed. The unique linear sliding mechanism is extremely easy to operate, durable and it automatically locks in the open and closed position. Specify left or right side (facing) sliding arm. Heavy duty swivel locking casters.

Dimensions: 50/88"w ~ 29"d ~ 19"sh ~ Sleep Surface" 76"w x 28"d

COM requirement : 10 yds each w/o repeats.


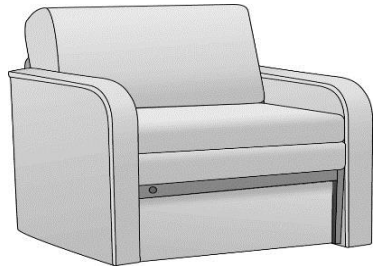
COM-1	\$2,711
Grade A	\$3,031
Grade B	\$3,351
Grade C	\$3,551
Grade D	\$3,761
Grade E	\$3,981
Grade F	\$4,191
Grade G	\$4,411
	\$4,621



Loveseat accessories

4000CTB2 CTB 133	\$378
4000SWB Set of 2 Bumper/Wall Saver	\$98

Sleeper Sofas Chairs



503 Sideline loveseat-sleeper

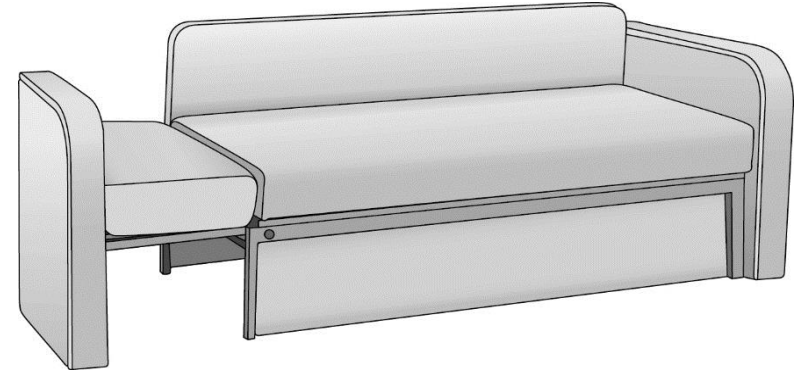
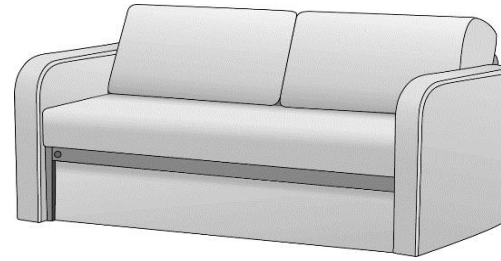
The Sideline loveseat-sleeper or sofa-sleeper extends to its side and converts into a comfortable and ample bed. The unique linear sliding mechanism is extremely easy to operate, durable and it automatically locks in the open and closed position. Specify left or right side (facing) sliding arm. Maple waterfall cap caps. Heavy duty swivel-locking casters.

Dimensions: 47"/84"w ~ 30"d ~ 19"sh ~ Sleep Surface: 76"w x 29"d

COM requirement : 9 yds each w/o repeats.	\$2,992
COM-1	\$3,280
Grade A	\$3,568
Grade B	\$3,748
Grade C	\$3,937
Grade D	\$4,135
Grade E	\$4,324
Grade F	\$4,522
Grade G	\$4,711

Loveseat accessories

4000CTB2 CTB 133	\$378
4000SWB Set of 2 Bumper/Wall Saver	\$94



503-3 Sideline sofa-sleeper

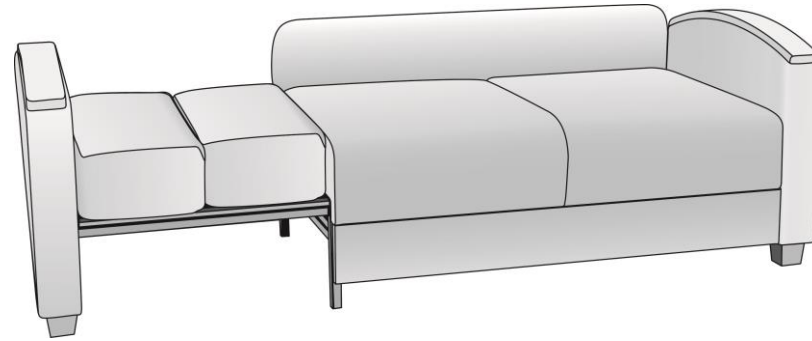

Dimensions: 70"/86"w ~ 29"d ~ 19"sh ~ Sleep Surface: 76"w x 29"d

COM requirement : 11 yds each w/o repeats.	\$3,560
COM-1	\$3,912
Grade A	\$4,264
Grade B	\$4,484
Grade C	\$4,715
Grade D	\$4,957
Grade E	\$5,188
Grade F	\$5,430
Grade G	\$5,661

Sofa accessories

4000CTB2 CTB 133	\$378
4000SWB Set of 2 Bumper/Wall Saver	\$98

Sleeper Sofas Chairs



504 Sideline loveseat-sleeper

The Sideline loveseat-sleeper extends to its side and converts into a comfortable and ample bed. The unique linear sliding mechanism is extremely easy to operate, durable and it automatically locks in the open and closed position. Specify left or right side (facing) sliding arm. Upholstered or bleach resistant wood arm caps. Heavy duty swivel-locking casters or bleach resistant wood legs.

Dimensions: 60"/86"w ~ 31"d ~ 18"sh ~ Sleep Surface: 78"w x 28"d


COM requirement : 10 yds each w/o repeats.

COM-1	\$3,349
Grade A	\$3,669
Grade B	\$3,989
Grade C	\$4,189
Grade D	\$4,399
Grade E	\$4,619
Grade F	\$4,829
Grade G	\$5,049
	\$5,259

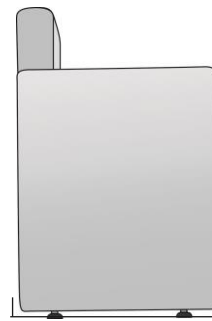
Accessories

502WDR	Single maple drawer	\$510
4000CTB2	CTB 133	\$378
4000SWB	Set of 2 Bumper/Wall Saver	\$98

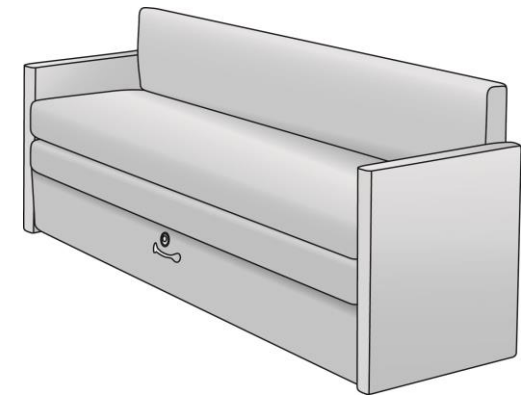
Sleeper Sofas Chairs



Images may show options and accessories that are not included in the



21"



Joey 519-99 Seeper Bench

The sleeper bench, with its 21" depth (when closed) is an ideal solution for those difficult small patient rooms where a standard sleeper sofa just won't fit. It is remarkably comfortable for its compact size. The Sleeper Bench has an easy and intuitive conversion to a 36" wide sleeper. Heavy duty swivel-locking casters.

Dimensions: 31"h ~ 80"w ~ 21"d ~ 20"sh ~ Sleep Surface: 14"h x 76"w x 36"d

COM requirement : 11 yds each w/o repeats.

COM-1	\$3,649
Grade A	\$4,001
Grade B	\$4,353
Grade C	\$4,573
Grade D	\$4,804
Grade E	\$5,046
Grade F	\$5,277
Grade G	\$5,519
	\$5,750

Options

Arm Caps

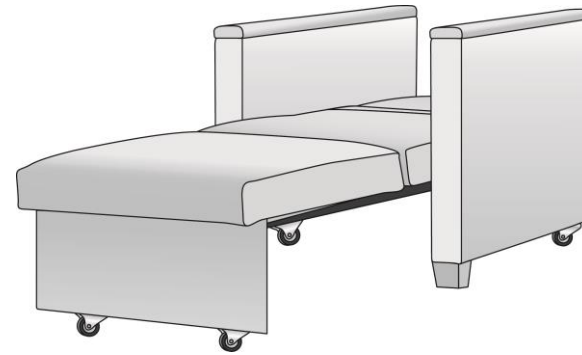

Standard in upholstered

4000MPA Maple arms caps in one of 8 standard finishes \$196

Accessories

4000XMB1	Seat moisture barrier. (Single Seat)	\$110
4000CTB2	CTB 133	\$378

Sleeper Sofas Chairs



Stay 570-88

Wall saver sleeper chair and no wasted space. When opened, the overall length of the chair is the same as the length of the sleeping surface. Very easy and intuitive conversion (Just pull on the handle under the seat) Heavy duty swivel/locking casters.

Dimensions: 33" h ~ 33.5"w ~ 38"/73" d / Seat: 19" h ~ 26" w

COM requirement : 6 yds each w/o repeats.

COM-1	\$3,378
Grade A	\$3,570
Grade B	\$3,762
Grade C	\$3,882
Grade D	\$4,008
Grade E	\$4,140
Grade F	\$4,266
Grade G	\$4,398
	\$4,524

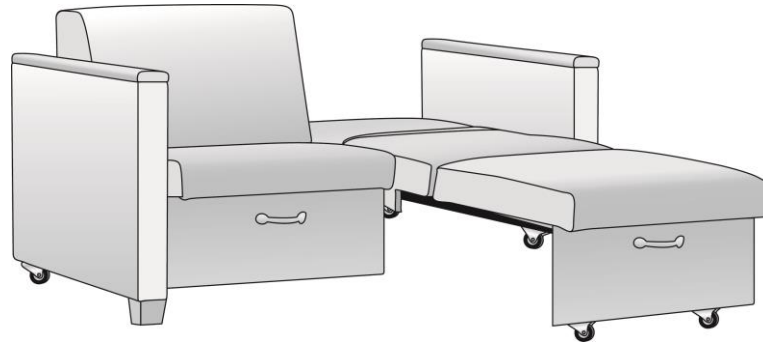
Options

Arm Caps	Standard in upholstered arm	N/C
4570MPA	Maple arm cap in one of 8 standard finishes (per arm)	\$133
4570PEA	Polyester arm cap in one of 20 standard colors (per arm)	\$167

Accessories

4000FST	Folding side tablet - 10"x13" (thermofoil)	\$329
4000FSTX	Folding side tablet - 10"x17" (thermofoil)	\$357
4000PFT	Profile tablet - 14" x 19" (thermofoil)	\$582
4000PFTX	Profile tablet - 15" x 21.5" (thermofoil)	\$635
4000SPTX	Swivel Profile tablet - 15" x 21.5" (thermofoil)	\$646
4000SPT2	Swivel Profile tablet - 14" x 19" (thermofoil) (614, 615, 623)	\$606
4000SWT	Swiveling side tablet - 10"x13" (thermofoil)	\$231
4000SWTX	Swiveling side tablet with 10"x17" (thermofoil)	\$246
4088WDR	Drawer on heavy duty ball bearing slides	\$380

Sleeper Sofas Chairs



Stay 570-88-2

Two independently operated wall saver sleep surfaces with no wasted space. When opened, the overall length of the chair is the same as the length of the sleeping surface. Very easy and intuitive conversion (Just pull on the handle under the seat) Heavy duty swivel/locking casters.

Dimensions: 61-1/2" w ~ 33" h ~ 38"/73" d / Seat: 19" h ~ 54" w

COM requirement : 9 yds each w/o repeats.

COM-1	\$6,303
Grade A	\$6,591
Grade B	\$6,879
Grade C	\$7,059
Grade D	\$7,248
Grade E	\$7,446
Grade F	\$7,635
Grade G	\$7,833
	\$8,022

Options

Arm Caps

Standard in upholstered arm caps

4570MPA	Maple arm cap in one of 8 standard finishes (per arm)	\$133
4570PEA	Polyester arm cap in one of 20 standard colors (per arm)	\$167

Accessories

4088WDR	Drawer on heavy duty ball bearing slides(each)	\$380
4000FST	Folding side tablet - 10"x13" (thermofoil)	\$329
4000FSTX	Folding side tablet - 10"x17" (thermofoil)	\$357
4000SWT	Swiveling side tablet - 10"x13" (thermofoil)	\$231
4000SWTX	Swiveling side tablet with 10"x17" (thermofoil)	\$246
4000XMB3	NON-Stock Thermofoil upcharge - per color	\$110
4000CTB2	CTB 133	\$378

Sleeper Sofas Chairs



Stay 570-88-P60

Wall saver sleeper chair and no wasted space. When opened, the overall length of the chair is the same as the length of the sleeping surface. Very easy and intuitive conversion (Just pull on the handle under the seat) Heavy duty swivel/locking casters.

Dimensions: 33" h ~ 60"w ~ 38"/73" d / Seat: 19" h ~ 53" w

COM requirement : 12 yds each w/o repeats.

COM-1	\$5,047
Grade A	\$5,431
Grade B	\$5,815
Grade C	\$6,055
Grade D	\$6,307
Grade E	\$6,571
Grade F	\$6,823
Grade G	\$7,087
	\$7,339

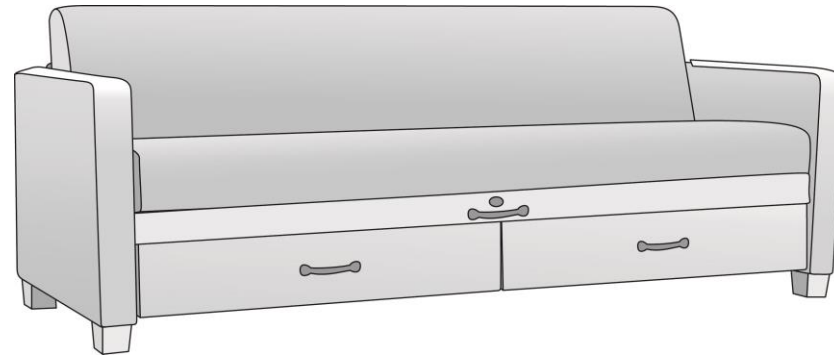
Options

Arm Caps	Standard in upholstered arm	N/C
4570MPA	Maple arm cap in one of 8 standard finishes (per arm)	\$133
4570PEA	Polyester arm cap in one of 20 standard colors (per arm)	\$167

Accessories

4000FST	Folding side tablet - 10"x13" (thermofoil)	\$329
4000FSTX	Folding side tablet - 10"x17" (thermofoil)	\$357
4000PFT	Profile tablet - 14" x 19" (thermofoil)	\$582
4000PFTX	Profile tablet - 15" x 21.5" (thermofoil)	\$635
4000SPTX	Swivel Profile tablet - 15" x 21.5" (thermofoil)	\$646
4000SPT2	Swivel Profile tablet - 14" x 19" (thermofoil) (614, 615, 623)	\$606
4000SWT	Swiveling side tablet - 10"x13" (thermofoil)	\$231
4000SWTX	Swiveling side tablet with 10"x17" (thermofoil)	\$246
4088WDR	Drawer on heavy duty ball bearing slides	\$380
4000XMB3	NON-Stock Thermofoil upcharge - per color	\$110
4000CTB2	CTB 133	\$378

Sleeper Sofas Chairs



Images may show options and accessories that are not included in the base price.

Stay 570-96 Full house sleeper

The 96 Full House Sleeper Sofa is available features a 40" sleeping surface, ample enough for two overnight guests. A safety latch locks the seat in the closed position. Heavy duty swivel-locking casters or bleach resistant wooden legs.

Dimensions: 37"h ~ 84"w ~ 34"d ~ 19"sh ~ Sleep Surface" 40"d x 76"w

COM requirement : 11 yds each w/o repeats.

COM-1	\$4,617
Grade A	\$4,969
Grade B	\$5,321
Grade C	\$5,541
Grade D	\$5,772
Grade E	\$6,014
Grade F	\$6,245
Grade G	\$6,487
	\$6,718

Options

Arm Caps

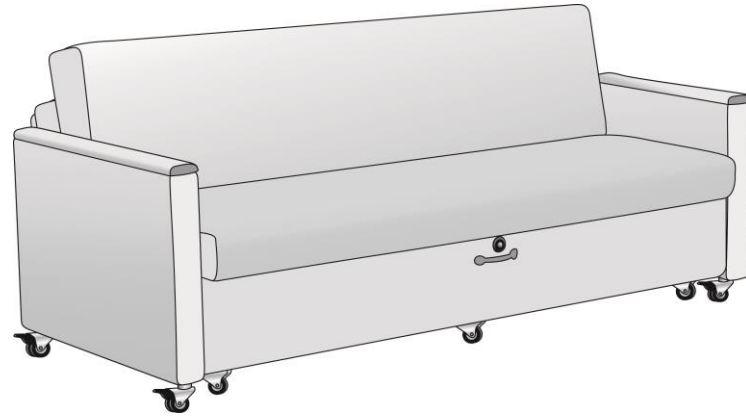
Standard in upholstered arm caps

4570MPA	Maple arm cap in one of 8 standard finishes (per arm)	\$133
4570PEA	Polyester arm cap in one of 20 standard colors (per arm)	\$167

Accessories

4000CTB2	CTB 133	\$378
4000FST	Folding side tablet - 10"x13" (thermofoil)	\$329
4000FSTX	Folding side tablet - 10"x17" (thermofoil)	\$357
4000SPT2	Swivel Profile tablet - 14" x 19" (thermofoil) (614, 615, 623)	\$606
4000SWT	Swiveling side tablet - 10"x13" (thermofoil)	\$231
4000SWTX	Swiveling side tablet with 10"x17" (thermofoil)	\$246
4000WDR	Drawer on heavy duty ball bearing slides	\$604
4000XMB1	Seat moisture barrier. (Single Seat)	\$110

Sleeper Sofas Chairs



Images may show options and accessories that are not included in the base price.

Stay 570-97 Full house sleeper

The 97 Full House Sleeper Sofa is available features a 50" sleeping surface, ample enough for two overnight guests. A safety latch locks the seat in the closed and extended positions. Heavy duty swivel-locking casters.

Dimensions: 37"h ~ 84"w ~ 34"d ~ 19"sh ~ Sleep Surface: 50" x 76"

COM requirement : 11 yds each w/o repeats.	\$4,950
COM-1	\$5,302
Grade A	\$5,654
Grade B	\$5,874
Grade C	\$6,105
Grade D	\$6,347
Grade E	\$6,578
Grade F	\$6,820
Grade G	\$7,051

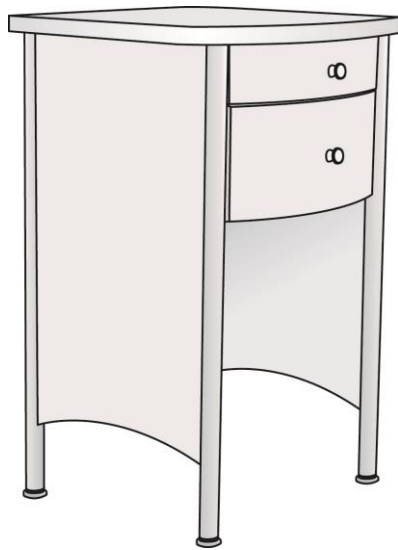
Options

Arm Caps

Standard in upholstered arm caps	
4570MPA Maple arm cap in one of 8 standard finishes (per arm)	\$133
4570PEA Polyester arm cap in one of 20 standard colors (per arm)	\$167

Accessories

4000CTB2	CTB 133	\$378
4000FST	Folding side tablet - 10"x13" (thermofoil)	\$329
4000FSTX	Folding side tablet - 10"x17" (thermofoil)	\$357
4000SPT2	Swivel Profile tablet - 14" x 19" (thermofoil) (614, 615, 623)	\$606
4000SPT2	Swivel Profile tablet - 14" x 19" (thermofoil) (614, 615, 623)	\$606
4000SWT	Swiveling side tablet - 10"x13" (thermofoil)	\$231
4000SWTX	Swiveling side tablet with 10"x17" (thermofoil)	\$246
4000WDR	Drawer on heavy duty ball bearing slides	\$604
4000XMB1	Seat moisture barrier. (Single Seat)	\$110



Section 5

Specialty Seating, Tables & Case Goods

Section 5

Specialty Seating, Tables & Case Goods

Breeze Seating

Breeze 363 CHAIR	5-3
Breeze 363 OTTOMAN	5-4
Breeze 363 Rocker	5-5
Breeze 363 Stainless Steel Rocker	5-6
Breeze 363 SWIVEL BASE CHAIR	5-7
Breeze 364 LOUNGER	5-8

Miscellaneous SEATING

Pivo Stool	5-9
Emily 428-61 Rocker	5-10
Monty 410RK Rocker	5-11
Behaviorial Health Chair PS100	5-12
Behaviorial Health Chair PS200	5-13

Tables & Case Goods

Caddy 1000 Table	5-14
Egg Table	5-15
Joey Stool & Bedside Cabinet	5-16
MoMo Tables	5-17



Breeze Chair - 363

The Breeze collection offers elegant and timeless aesthetics without relying on excessive detailing or ornamentation and no sacrifice of beauty. The Breeze utilizes the properties of knit elastomeric materials to create surfaces that wrap around the user, distributing the contact points evenly throughout the person's upper body, creating a feel of being suspended. The translucent quality of the knit material and the soft curves of the chair give it a very light and airy appearance in contrast to the bulkiness of conventional patient room seating.

Dimensions: 46.5"h x 29"w x 29"d x 19"sh

COM requirement : 4 yds each w/o repeats.

COM-1

\$2,312

\$2,440

A	B	C	D	E	F	G
\$2,568	\$2,648	\$2,732	\$2,820	\$2,904	\$2,992	\$3,076

Standard:

Back mesh is available in 10 standard colors

No Charge

Powdercoated frame: Black, Wheeled Silver

No Charge

Optional:

4000-VCN Knit Slip Cover - Standard 10 colors

\$453

4000-VCE One Color Embroidery

\$115



Breeze Chair - 363-U - Fully Upholstered

Dimensions: 46.5"h x 29"w x 29"d x 19"sh

COM requirement : 7 yds each w/o repeats.

COM-1 COM w/repeats or split fabrics.

Grade A	\$2,640
Grade B	\$2,864
Grade C	\$3,088
Grade D	\$3,228
Grade E	\$3,375
Grade F	\$3,529
Grade G	\$3,676
	\$3,830
	\$3,977

Standard:

Powdercoated frame: Black, Wheeled Silver



Breeze Stationary Ottoman - 363OT

The Breeze collection offers elegant and timeless aesthetics without relying on excessive detailing or ornamentation and no sacrifice of beauty.

Dimensions: 19" w x 18" d x 16-18" h

COM requirement : 1 yds each w/o repeats.

COM-1

\$973

\$1,005

A	B	C	D	E	F	G
\$1,037	\$1,057	\$1,078	\$1,100	\$1,121	\$1,143	\$1,164

Standard:

Powdercoated frame: Black, Wheeled Silver



Breeze Rocker - 363RK

The Breeze collection offers elegant and timeless aesthetics without relying on excessive detailing or ornamentation and no sacrifice of beauty. The Breeze utilizes the properties of knit elastomeric materials to create surfaces that wrap around the user, distributing the contact points evenly throughout the person's upper body, creating a feel of being suspended. The translucent quality of the knit material and the soft curves of the chair give it a very light and airy appearance in contrast to the bulkiness of conventional patient room seating.

Dimensions: 43"h x29"w x 33"d x 18"sh

COM requirement : 4 yds each w/o repeats.

COM-1 \$2,440
\$2,568

A	B	C	D	E	F	G
\$2,696	\$2,776	\$2,860	\$2,948	\$3,032	\$3,120	\$3,204

Standard:

Back mesh is available in 10 standard colors No Charge
 Powdercoated frame: Black, Wheeled Silver No Charge

Optional:

4000-VCN Knit Slip Cover - Standard 10 colors \$453
 4000-VCE One Color Embroidery \$115



Breeze Rocker - 363RK-U - Fully Upholstered

Dimensions: 43"h x29"w x 33"d x 18"sh

COM requirement : 7 yds each w/o repeats.

COM-1	COM w/repeats or split fabrics.	\$2,767
Grade A		\$2,895
Grade B		\$3,023
Grade C		\$3,103
Grade D		\$3,187
Grade E		\$3,275
Grade F		\$3,359
Grade G		\$3,447
		\$3,531

Standard:

Powdercoated frame: Black, Wheeled Silver



Breeze Stainless Steel Rocker - 363RK-SS

The Breeze collection offers elegant and timeless aesthetics without relying on excessive detailing or ornamentation and no sacrifice of beauty. The Breeze utilizes the properties of knit elastomeric materials to create surfaces that wrap around the user, distributing the contact points evenly throughout the person's upper body, creating a feel of being suspended. The translucent quality of the knit material and the soft curves of the chair give it a very light and airy appearance in contrast to the bulkiness of conventional patient room seating.

Dimensions: 43"h x29"w x 33"d x 18"sh

COM requirement : 4 yds each w/o repeats.

COM-1

\$2,770

\$2,898

A	B	C	D	E	F	G
\$3,026	\$3,106	\$3,190	\$3,278	\$3,362	\$3,450	\$3,534

Standard:

Back mesh is available in 10 standard colors

No Charge

Optional:

4000-VCN Knit Slip Cover - Standard 10 colors

\$453

4000-VCE One Color Embroidery

\$115



Breeze Stainless Steel Rocker - 363RK-SS-U - Fully Upholstered

Dimensions: 43"h x29"w x 33"d x 18"sh

COM requirement : 7 yds each w/o repeats.

COM-1 COM w/repeats or split fabrics.

Grade A	\$3,097
Grade B	\$3,225
Grade C	\$3,353
Grade D	\$3,433
Grade E	\$3,517
Grade F	\$3,605
Grade G	\$3,689
Grade H	\$3,777
Grade I	\$3,861



Breeze Swivel Base - 363SB

The Breeze collection offers elegant and timeless aesthetics without relying on excessive detailing or ornamentation and no sacrifice of beauty. The Breeze utilizes the properties of knit elastomeric materials to create surfaces that wrap around the user, distributing the contact points evenly throughout the person's upper body, creating a feel of being suspended. The translucent quality of the knit material and the soft curves of the chair give it a very light and airy appearance in contrast to the bulkiness of conventional patient room seating.

Dimensions: 43"h x29"w x 33"d x 16-20"sh

COM requirement : 4 yds each w/o repeats.
COM-1

\$2,495
\$2,623

A	B	C	D	E	F	G
\$2,751	\$2,831	\$2,915	\$3,003	\$3,087	\$3,175	\$3,259

Standard:

- Back mesh is available in 10 standard colors
- Chrome finish star base

Optional:

- 4000-VCN Knit Slip Cover - Standard 10 colors \$453
- 4000-VCE One Color Embroidery \$115



Breeze Swivel Base - 363SB-U - Fully Upholstered

Dimensions: 43"h x29"w x 33"d x 16-20"sh

COM requirement : 7 yds each w/o repeats.
COM-1 COM w/repeats or split fabrics.

Grade A	\$2,822
Grade B	\$3,046
Grade C	\$3,270
Grade D	\$3,410
Grade E	\$3,557
Grade F	\$3,711
Grade G	\$3,858
	\$4,012
	\$4,159

Standard:

Powdercoated frame: Black, Wheeled Silver



Breeze Lounger - 364

The Breeze collection offers elegant and timeless aesthetics without relying on excessive detailing or ornamentation and no sacrifice of beauty. The Breeze utilizes the properties of knit elastomeric materials to create surfaces that wrap around the user, distributing the contact points evenly throughout the person's upper body, creating a feel of being suspended. The translucent quality of the knit material and the soft curves of the chair give it a very light and airy appearance in contrast to the bulkiness of conventional patient room seating.

Dimensions: 46.5"h x31.5"w x 29"d x 19"sh

COM requirement : 4 yds each w/o repeats.

COM-1

\$2,987
\$3,115

A	B	C	D	E	F	G
\$3,243	\$3,323	\$3,407	\$3,495	\$3,579	\$3,667	\$3,751

Standard:

- Back mesh is available in 10 standard colors
- Powdercoated frame: Black, Wheeled Silver

No Charge
No Charge

Optional:

- 4000-VCN Knit Slip Cover - Standard 10 colors
- 4000-VCE One Color Embroidery

\$453
\$115



Breeze Lounger - 364-U - Fully Upholstered

Dimensions: 46.5"h x31.5"w x 29"d x 19"sh

COM requirement : 7 yds each w/o repeats.

COM-1 COM w/repeats or split fabrics.

Grade A	\$3,314
Grade B	\$3,538
Grade C	\$3,762
Grade D	\$3,902
Grade E	\$4,049
Grade F	\$4,203
Grade G	\$4,350
	\$4,504
	\$4,651

Standard:

Powdercoated frame: Black, Wheeled Silver



Images may show options and accessories that are not included in the base price.

The Pivo Stool series owes its great versatility to the multitude of adjustments and interchangeable parts available. Selecting from a wide range of heights, one can specify a Pivo stool for a variety of specific tasks. Base diameter 26" Optional back, arms or foot ring available. Coil spring seat.

105

Seat height adjustable from 15" to 21"

COM	COM requirement: 1 yards each	\$461
Grade A		\$525
Grade B		\$545
Grade C		\$566
Grade D		\$588
Grade E		\$609
Grade F		\$631
Grade G		\$652

106

Seat height adjustable from 19" to 24"

COM	COM requirement: 1 yards each	\$480
Grade A		\$544
Grade B		\$564
Grade C		\$585
Grade D		\$607
Grade E		\$628
Grade F		\$650
Grade G		\$671

107

Seat height adjustable from 23" to 33"

COM	COM requirement: 1 yards each	\$493
Grade A		\$557
Grade B		\$577
Grade C		\$598
Grade D		\$620
Grade E		\$641
Grade F		\$663
Grade G		\$684



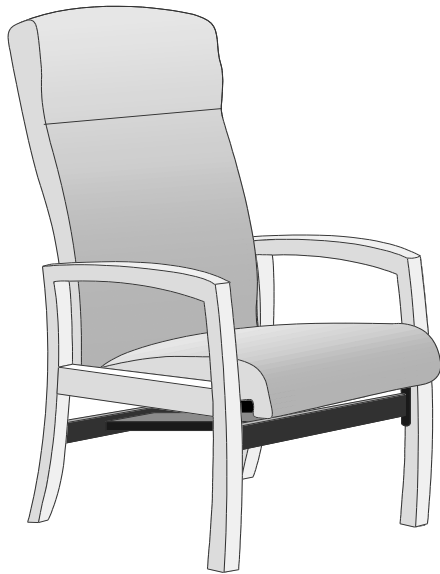
4000ABK

Height and depth adjustable back

COM	COM requirement: 1 yards each	\$255
Grade A		\$319
Grade B		\$339
Grade C		\$360
Grade D		\$382
Grade E		\$403
Grade F		\$425
Grade G		\$446

Options

4000AFR	Height adjustable foot rest	\$73
4000AAR	Height and width adjustable arm rests in black urethane (set)	\$156
4000SC	Soft Casters for hard flooring	\$36
4000CHB	Chrome base upcharge, NET	\$99



Some images may display options that are not standard

Emily Rocker 428-61

The Emily Rocker features a pleasant rocking/gliding motion within a small scale open arm chair. It is available with a wide variety of finishes and options such as polyester arm caps, rear leg casters, or a matching ottoman. Laminated and bleach resistant maple arm caps are optional

Dimensions: 44"H x 26"W x 29"D

COM requirements: 3 yds each w/o repeats.

COM-1	\$2,423
Grade A	\$2,519
Grade B	\$2,615
Grade C	\$2,675
Grade D	\$2,738
Grade E	\$2,804
Grade F	\$2,867
Grade G	\$2,933
	\$2,996


Arm Caps

4615PEA	Polyester arm caps in one of 20 standard colors
4615UPH	Upholstered arm caps
4615MPA	Maple arm caps in one of 8 standard colors
Accessories	
4000CTB1	CTB 133
4000CWF	Custom wood finish per color - NET
4000RWL	Rear wheel casters - NOT FOR TRANSPORT USE

Options

\$173.00
\$42.00
\$182.99

\$172.00
\$250.00
\$60.00



Monty 410RK Rocker

Heavy gauge tubular steel frame and satin black powder-coated. Anti flip-over terminal glides. Laminated maple arm caps, bleach resistant treated. The Monty rocker brings a bit of playfulness to pediatric and maternity departments. Specially designed end glides make the rocking motion smooth and safe.

Dimensions: 38"h ~ 25.5"w ~ 33"d ~ 19.5"sh

COM requirement : 2 yds each w/o repeats.

COM-1	\$1,509
Grade A	\$1,573
Grade B	\$1,637
Grade C	\$1,677
Grade D	\$1,719
Grade E	\$1,763
Grade F	\$1,805
Grade G	\$1,849
	\$1,891

Options

Arm Caps		
4000PEA	Polyester arm caps - specify color	\$173.00

Accessories

4000XMB1	Seat moisture barrier. (Single Seat)	\$97.00
4000CTB1	CTB 133	\$248.00
4000CPF	CUSTOM POWDERCOAT FINISH - up charge \$418.00 NET - per color	



Behavioral Health Chair PS100

Composite hardwood and plywood seat and back structure, with no-sag suspension springs. The PS-100 chair is full enclosed with the base sealed by a solid steel plate and fastened by tamper-proof metal screws. The legs are radiused (no sharp edges) solid steel with floor glides. Internal seat section is fully upholstered and arm caps are available in all IoA polyester finishes.



PS100 -FULL CHAIR


Dimensions:

Net weight :

COM requirement : 3 yds each w/o repeats.	\$2,698
COM-1 COM w/repeats or split fabrics.	\$2,890
Grade A	\$3,082
Grade B	\$3,202
Grade C	\$3,328
Grade D	\$3,460
Grade E	\$3,586
Grade F	\$3,718
Grade G	\$3,844

Powdercoat frame color:

STANDARD: Wheel Silver or Satin Black	No extra charge
Custom color upcharge - Net per color	\$190



Behavioral Health Chair PS200

Behavioral health lounge chair, featuring solid formed polyester arms. Composite hardwood and plywood seat and back structure, with no-sag suspension springs. The PS-200 lounge chair is full enclosed with the base sealed by a solid steel plate and fastened by tamper-proof metal screws. The legs are radiused (no sharp edges) solid steel with floor glides. Internal seat section is fully upholstered and arms are available in all IoA polyester finishes.



PS200 -FULL CHAIR

Dimensions: 31"h x 27.5"w x 32"d / Seat: 16" h x 23" w x 20"d

Net weight : 103 lbs.

COM requirement : 3 yds each w/o repeats.	\$2,553
COM-1 COM w/repeats or split fabrics.	\$2,649
Grade A	\$2,745
Grade B	\$2,805
Grade C	\$2,868
Grade D	\$2,934
Grade E	\$2,997
Grade F	\$3,063
Grade G	\$3,126

Powdercoat frame color:

STANDARD: Wheel Silver or Satin Black	No extra charge
Custom color upcharge - Net per color	\$190

Caddy 1000 Table

The Caddy 1000 is a height adjustable, freestanding personal table. Designed for those applications where an attached tablet would not be feasible.

Height Range: 18" to 27"

Tabletop Dimensions: 15" x 13"

Base Dimensions: 14" x 12"

Powder coated frame w/Thermofoil top

\$655

Base color: No Shine Black

Powdercoat frame color:

STANDARD: Wheel Silver or Satin Black

No extra charge

Custom color upcharge - Net per color

\$190

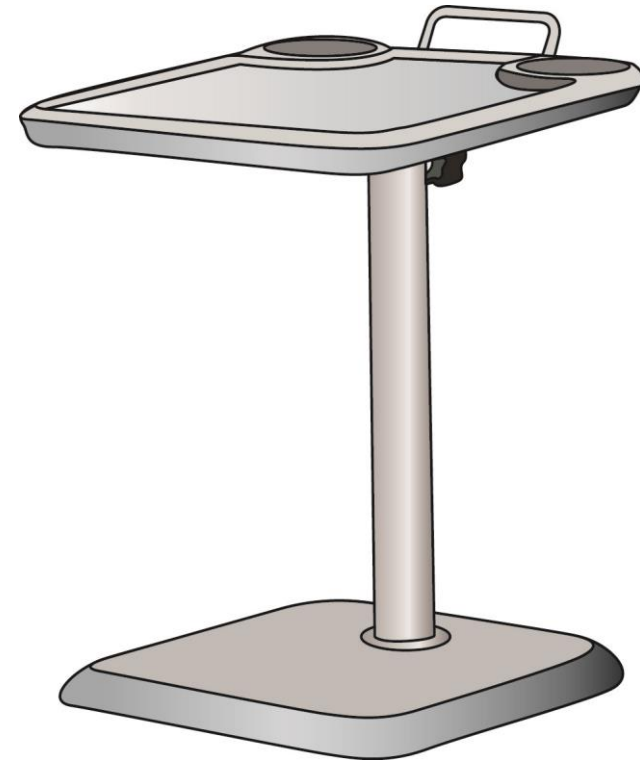
Table top Thermofoil color:

STANDARD: Kasei Maple or Cashmere Fibers

No extra charge

Custom Thermofoil upcharge per color - NET

\$250



Egg Table

Mobile surface space that is aesthetically beautiful without excessive detailing or ornamentation. Top of high performance automotive coating over engineered wood substrate.

Dimensions: Overall 26" h x 11" w x 14" d - Top: 1" th x 11" w x 14" d

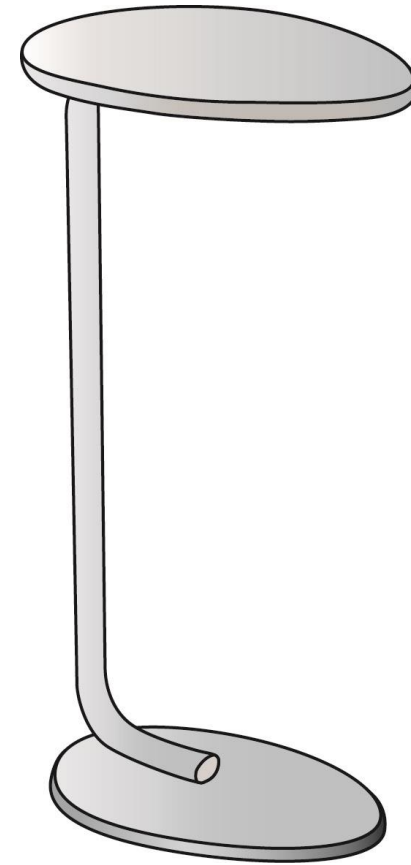
ET1 - Powder coated frame \$678

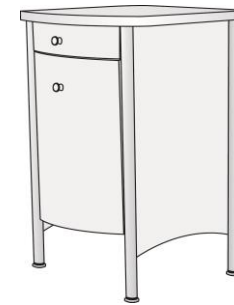
Powdercoat frame color:

STANDARD: Wheel Silver or Satin Black No extra charge
Custom color upcharge - Net per color \$190

Table top color:

STOCK COLORS (select one): White, Navy Blue, Orange, Fuschia or Taupe No extra charge
Custom color upcharge - Net per color \$135





The Joey collection consists of a bedside cabinet and stool. Heavy guage tubular steel legs in Silver powder coated finish. Drawers on ball bearing glides. Sides, back and drawer fronts are covered in Wilsonart Fusion Maple. Choice of Thermofoil covered top in Maplewood Surf or in WilsonArt Fusion Maple laminate with urethane edges. Both tops feature a spill lip. Specify floor glides or casters.

Joey J200STL Stool

Dimensions: 18" h ~ 17" w ~ 14.5" d

COM requirement : 1 yds each w/o repeats.	\$643
Grade A	\$707
Grade B	\$727
Grade C	\$748
Grade D	\$770
Grade E	\$791
Grade F	\$813
Grade G	\$834

Joey J200-BSC 2 Drawer Bedside Table

Dimensions: 34" h x 20" d x 21" w

J200BSCT	Thermofoil Top	\$1,705
J200BSCU	Wilsonart Top and urethane edge	\$1,879

Joey J200-BSC-D 1 Drawer & 1 Door Bedside Table

Dimensions: 34" h x 20" d x 21" w

J200BSCT-D	Thermofoil Top	\$1,759
J200BSCU-D	Wilsonart Top and urethane edge	\$2,000

OPTIONS:

4000SCH	Fixed or folding shelf in Wilsonart laminate	\$165
4000LNR	White ABS drawer liner	\$72
4000PLC	Custom plastic laminate color	\$251
4000LGD	Additional large drawer	\$273
4000SMD	Additional small drawer	\$239
4000CTC	Custom color Thermofoil top: Net per color	\$250

MoMo Tables

The MoMo table series celebrates modern classicism using maximum expressions with minimal ornamentation. Tops are available in a wide range of colors made of Thermofoil, Solid Surface or powdercoated(PC) wood. Please check with IOA Customer Service for standard color choices.

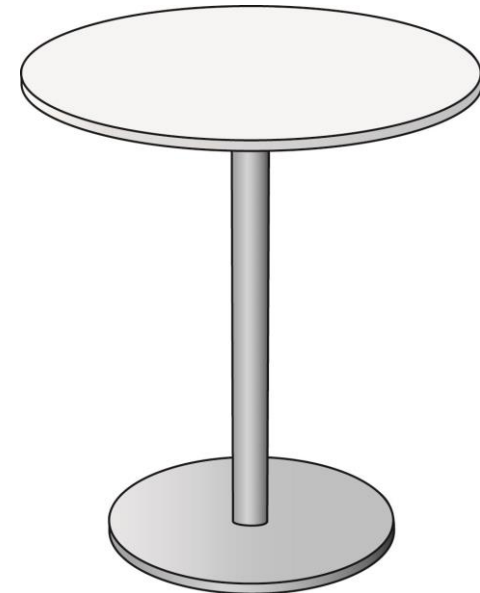
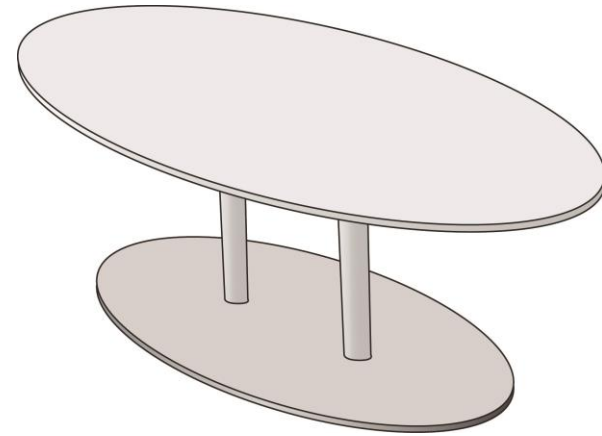
Dimensions:

Oval: 40.25" x 21.5" x 13.5" h

Round: 18" r x 20.25" h

		List Price
MO-T40-SS	40" Oval w/Solid Surface Top	\$ 2,291
MO-T40-PC	40" Oval w/Powdercoated Wood Top	\$ 1,700
MO-T40-T	40" Oval w/Thermofoil Top	\$ 1,109
MO-T18-SS	18" Round w/Solid Surface Top	\$ 909
MO-T18-PC	18" Round w/Powdercoated Wood Top	\$ 723
MO-T18-T	18" Round w/Thermofoil Top	\$ 537

Powdercoated base Standard Colors: White, Wheel Silver	No Charge
Custom base color upcharge: Net per color	\$ 178
Top Standard Color in all materials: White	No Charge
Custom color Thermofoil top: Net per color	\$ 250
Custom color Powdercoated top: Net per color	\$ 250
Custom color Solid Surface top: Net per color	\$ 537



Index

Section 1: GENERAL INFORMATION

Statement of Limited warranty	i
Specifying COM	ii
Purchase Order Requirements	iii
Standard Fabrics & Finishes	iv

SECTION 2: WAITING ROOM & LOUNGE SEATING

Annina waiting room seating series

Annina 408 waiting room seating series	2-3
Annina 408 high back waiting room seating series	2-4
Annina 408 open arm waiting room seating series	2-5
Annina 408 open arm high back waiting room seating series	2-6
Annina 408 Multi-Lock Recliner	2-7
Annina 408 Glider series	2-8

Catesby Waiting Room Seating Series

Catesby 336 Waiting Room Seating	2-9
Catesby 336 High Back Waiting Room Seating	2-10
Catesby 336 Benches for Waiting Room Seating	2-11
Catesby 336-650 Bariatric Waiting Room Seating	2-12
Catesby 336 Hip chair	2-13
Catesby 336-61 Rocker	2-14
Catesby 336 freestanding tables & cabinets	2-15
Catesby 338 Waiting Room Seating	2-16
Catesby 338 wing chair	2-17
Catesby 339 Waiting Room Seating	2-18

Ecco waiting room seating series

Ecco 550 waiting room seating series	2-19
--------------------------------------	------

Flow waiting room seating series

Flow 512 waiting room seating	2-20
Flow 512 add-on arms & tables	2-21

Oliver Lounge & Tandem Seating Series

Oliver 200 Lounge Seating Series	2-22 to 2-23
----------------------------------	--------------



Oliver 201 Tandem Seating Series	2-24 to 2-25
Oliver Cantilever Tables	2-26
Paola Waiting Room Seating Series	
Paola 303 Waiting Room Seating	2-27
Paola 303 High Back Waiting Room Seating	2-28
Paola 303 Armless Waiting Room Seating	2-29
Paola 303 Benches for Waiting Room Seating	2-30
Paola 303 Ganging and Freestanding Tables for Waiting Room Seating	2-31
Paola 303-650 Bariatric Waiting Room Seating	2-32
Paola 303-650 Bariatric Benches for Waiting Room Seating	2-33
Savannah Waiting Room Seating Series	
Savannah 343 Waiting Room Seating	2-34
Savannah 344 Waiting Room Seating	2-35
<u>SECTION 3: RECLINERS</u>	
Care 615 Recliner	
Care 615-10 Push on Arm	3-4
Care 615-11 Push on Arm Sleeper	3-5
Care 615-11PR Pusch on Arm Sleeper for Behavioral Health	3-6
Care 615-15 Multi-Lock	3-7
Care 615-15-500 Multi-Lock 500 lb capacity	3-8
Care 615-15-650 Multi-Lock 650 lb capacity	3-9
Care 615-15-750 Multi-Lock 750 lb. capacity	3-10
Care 615-15 TA Multi-Lock with Telescoping Arms	3-11
Care 615-20 Wallsaver	3-12
Care 615-20M Motorized Wallsaver	3-13
Care 615-25M Motorized Trendelenburg	3-14
Care 615-30 Rocker	3-15
Care 615-40 Trendelenburg	3-16
Care 615-40j pediatric Trendelenburg	3-17
Care 615-45 Foot Pedal Release Trendelenburg	3-18
Care 615-51 Sleeper	3-19
Care 615-51-500 Sleeper 500 lb. capacity	3-20
Care 615-51m Motorized Sleeper	3-21



Care 615-52 Trendelenburg Sleeper	3-22
Care 615-52-500 Trendelenburg Sleeper 500 lb. capacity	3-23
Care 615-53 Glider Sleeper	3-24
Eastside 426 Recliner	
Eastside 426-10 Push on Arm	3-25
Eastside 426-15 Multi-Lock	3-26
Eastside 426-20 Wallsaver	3-27
Eastside 426-20M Motorized Wallsaver	3-28
Eastside 426-35 Glider	3-29
Eastside 426-51 Sleeper	3-30
Kangaroo 623 Recliner	
Kangaroo 623-10 Push on Arm	3-31
Kangaroo 623-15 Multi-Lock	3-32
Kangaroo 623-15-650 Multi-Lock 650 lb capacity	3-33
Kangaroo 623-20 Wallsaver	3-34
Kangaroo 623-20M Motorized Wallsaver	3-35
Kangaroo 623-25M Motorized Trendelenburg	3-36
Kangaroo 623-30 Rocker	3-37
Kangaroo 623-35 Glider	3-38
Kangaroo 623-45 Foot Pedal Release Trendelenburg	3-39
Kangaroo 623-51 Sleeper	3-40
Kangaroo 623-51-500 Sleeper 500 lb capacity	3-41
Kangaroo 623-52 Trendelenburg Sleeper	3-42
Kangaroo 623-53 Glider Sleeper	3-43
Kangaroo 623-53-500 Glider Sleeper	3-44
Kangaroo 623-60 Rocker	3-45
Matteo 619 Recliner	
Matteo 619-10 Push on Arm	3-46
Matteo 619-14 Multi-Lock	3-47
Matteo 619-15 Multi-Lock	3-48
Matteo 619-15-500 Multi-Lock 500 lb capacity	3-49
Matteo 619-15-650 Multi-Lock 650 lb capacity	3-50
Matteo 619-15-750 Multi-Lock 750 lb capacity	3-51
Matteo 619-15TA Multi-Lock with Telescoping Arms	3-52



Matteo 619-20 Wallsaver	3-53
Matteo 619-20M Motorized Wallsaver	3-54
Matteo 619-25M Motorized Wallsaver	3-55
Matteo 619-30 Rocker	3-56
Matteo 619-35 Glider	3-57
Matteo 619-40 Trendelenburg	3-58
Matteo 619-45 Foot Pedal Release Trendelenburg	3-59
Matteo 619-50 Sleeper	3-60
Matteo 619-50-650 Bariatric Sleeper	3-61
Matteo 619-51 Sleeper	3-62
Matteo 619-51-500 Sleeper 500 lb capacity	3-63
Matteo 619-51HL Sleeper with Hydraulic Patient Lift	3-64
Matteo 619-52 Trendelenburg Sleeper	3-65
Matteo 619-52-500 Trendelenburg Sleeper 500 lb capacity	3-66
Matteo 619-52hL Trendelenburg Sleeper with Hydraulic Patient Lift	3-67
Matteo 619-53 Glider Sleeper	3-68
Matteo 619-60 Rocker/Glider	3-69
Matteo II 618 Recliner	
Matteo II 618-09M-750 Motorized Bariatric LIFT 750 lb capacity	3-70
Matteo II 618-11 Push on Arm Sleeper	3-71
Matteo II 618-11HL Push on Arm Sleeper w/Hydraulic Lift	3-72
Matteo II 618-11PR Pusch on Arm Sleeper for Behavioral Health	3-73
Matteo II 618-45 Foot Pedal Release Trendelenburg	3-74
Matteo II 618-51 Sleeper	3-75
Matteo II 618-51-500 Sleeper 500 lb capacity	3-76
Matteo II 618-51HL Hydraulic lift Sleeper	3-77
Matteo II 618-52HL Hydraulic lift Trendelenburg Sleeper	3-78
Matteo II 618-53 Glider Sleeper	3-79
Suspend 624 Recliner	
Suspend 624-10 Push on Arm	3-80
Suspend 624-11 Push on Arm Sleeper	3-81
Suspend 624-11HL Push on Arm Sleeper w/Hydraulic Lift	3-82
Suspend 624-11PR Push on Arm Sleeper for Behavioral Health	3-83
Suspend 624-15 Multi-Lock	3-84



Suspend 624-15-650 Multi-Lock 650 lb capacity	3-85
Suspend 624-15-750 Multi-Lock 750 lb capacity	3-86
Suspend 624-28M Motorized LIFT	3-87
Suspend 624-35 Glider	3-88
Suspend 624-40 Trendelenburg (Pushbar Operation)	3-89
Suspend 624-45 Trendelenburg (Foot Pedal Operation)	3-90
Suspend 624-47 Multi-Lock with Push on Arm Footrest	3-91
Suspend 624-51 Sleeper	3-92
Suspend 624-51-500 Sleeper 500 lb capacity	3-93
Suspend 624-51HL Sleeper with Hydraulic Patient Lift	3-94
Suspend 624-52 Trendelenburg Sleeper	3-95
Suspend 624-52-500 Trendelenburg Sleeper 500 lb capacity	3-96
Suspend 624-52HL Trendelenburg Sleeper with Hydraulic Patient Lift	3-97
Suspend 624-53 Glider Sleeper	3-98
Miscellaneous Recliners	
Connect 614 Recliner	3-99
JJ613-44 Push on Arm Pediatric Recliner	3-100
JJ613-49J Pediatric Recliner with Lift	3-101
Helios 615-51M-SWB Treatment Recliner	3-102
<u>SECTION 4: SLEEPER SOFAS & CHAIRS</u>	
Full House 0096	4-3
Full House 0097	4-4
Stay 519-99	4-5
Lota 570-92	4-6
Matteo 619-70	4-7
Matteo 619-88	4-8
Matteo 619-88-2	4-9
Matteo 619-88-P60	4-10
Matteo 619-96	4-11
Matteo 619-97	4-12
Sideline 502	4-13
Sideline 503	4-14
Sideline 504	4-15



Stay 570-88	4-16
Stay 570-88-2	4-17
Stay 570-88-P60	4-18
Stay 570-96	4-19
Stay 570-97	4-20

SECTION 5: SPECIALTY SEATING, TABLES & CASE GOODS**Breeze Seating**

Breeze 363 CHAIR	5-3
Breeze 363 OTTOMAN	5-4
Breeze 363 Rocker	5-5
Breeze 363 Rocker - Stainless Steel	5-6
Breeze 363 SWIVEL BASE CHAIR	5-7
Breeze 364 LOUNGER	5-8

Miscellaneous SEATING

Pivo Stool	5-9
Emily 428-61 Rocker	5-10
Monty 410RK Rocker	5-11
PS100 Behavioral Health Chair	5-12
PS200 Behavioral Health Chair	5-13

Tables & Case Goods

Caddy 1000 Table	5-14
Egg Table	5-15
Joey Stool & Bedside Cabinet	5-16
MoMo Tables	5-17